

CRIME STATISTICS ANNUAL REPORT

2021



CRIME STATISTICS ANNUAL REPORT 2021

**DIRECTORATE OF STRATEGIC PLANNING, POLICY,
RESEARCH & DEVELOPMENT**

CRIME STATISTICS UNIT



2022

Fiji Police Force

This publication is copyright. All rights reserved. No part of this publication may be reproduced, stored, transmitted or copied in any means without the written permission from the publisher.

The publisher shall not accept any responsibility or liability on misinterpretation of any information therein.

Publisher by:
Fiji Police Force
Directorate of Strategic Planning, Policy, Research & Development
Fiji Police Headquarters,
Level 2, Vinod Patel Bldg, 4 Miles, Kings Rd, Nasinu
P. O. Box 239, Suva - Fiji
Phone: +(679) 3348158
Website: <http://www.police.gov.fj>
Email: fpfplans@gmail.com/fpfstats@gmail.com

COMMISSIONER'S FOREWORD



Juki Fong Chew
Acting Commissioner of Police

The crime statistical data presented in the Fiji Police Force (FPF) Crime Statistics Annual Report, 2021 provides a comprehensive record of crime statistics in Fiji. This report also highlights our organisation's main activities, challenges, significant achievements, and the impacts of our data collation efforts. It also provides an evidence-based platform powered by innovation, collaboration and best practices to guide us in ensuring that our communities are safe and secure.

The year 2021 was an extraordinary period in Fiji's policing history. Our small island nation was afflicted by COVID 19, one of the most life-threatening pandemics that sternly challenged our policing posture. This was further aggravated by two tropical cyclones which further stretched our manpower capacity and capability. However, these catastrophes did not dampen our spirit but developed resilience and concerted efforts that ensured continuous effective service delivery till the end of the second

wave of the COVID pandemic. The safety and security of the people of Fiji was paramount at this time and the FPF ensured that this was maintained.

The organisation steered through the year with a few projects, one of which was the realignment of the Penal Code to the Crimes Act. This process aimed at streamlining our legal framework and to ensure that offences were categorised appropriately. The realignment presented its own set of challenges, requiring careful analysis and consideration of existing laws and their applications. However, through diligent efforts and collaboration with legal experts, we successfully achieved the necessary adjustments.

In addition, the FPF continues to publish the Weekly Crime Bulletin (WCB) in the Force Routine Order (FRO). This publication is vital as it disseminates information to the divisions, stations and frontline officers of prevalent offences, identify potential red spot areas that require targeted interventions, trends and patterns for serious offences, and also focusing on domestic violence against women and children.

The ever evolving criminal landscape demands that we remain relevant with our data collection and analysis as this is a very useful tool for identifying issues and inefficiencies, as well as for aiding policymakers, researchers and communities to understand the dynamics and variations of crime and contribute to wise decision-making. Having credible data is critical and any crime data transmitted for collation is meticulously verified to ensure reliability.

Data sharing with our relevant stakeholders is also an important process in the collective effort towards crime prevention and it is only proper that we are committed to ensuring that our data collection process and storage is well monitored. We, however, remain steadfast in our commitment to further improving our data collation processes and enhancing the quality and timeliness of our crime statistics. We will continue to explore innovative approaches, leverage technology, and strengthen collaborations with our stakeholders to ensure the accuracy and relevance of our data.

Furthermore, the FPF continues to strive for improved performance. This is measured through our nine key performance indicators and how successful we achieve the set targets. In 2021, the FPF noted a remarkable decrease in overall crime by 23% where the number of cases declined from 24,392 in 2020 to 18,769 in 2021. Similarly, serious offences decreased by five percent, crime against women decreased by eight percent, and crime against children decreased by four percent.

Additionally, for the past five years, the detection rate averaged around 70%. These results are reflective of our focus in preventing and addressing crime as we continue to respond to emerging issues through an intelligence-led policing approach.

This enabled us to undertake proactive and targeted responses to criminal activities. Advances in technology are also enabling improvements in frontline services to better our communities.

Apart from criminal statistics, the FPF also compiles social data such as missing persons, drowning, suicide, attempted suicide, fire, arson and counterfeit notes. These social data are not criminal in nature, but understanding the underlying causes that lead to these data can help us develop proactive measures and adaptive solutions for crime prevention. They also illuminate the social effects of crime and direct our efforts to deal with societal problems holistically.

The war on drugs is an ongoing issue in Fiji and drugs are now more easily available than ever on the streets of our towns and cities, in schools, communities and even in our homes. Despite the decline in the number of drug cases by 469 from 1,501 in 2020 to 1,032 in 2021, drugs is still a main threat to society. The prevalent drug cases of methamphetamine, cocaine and marijuana in the past five years is a grave concern. The Fiji Police shall continue to push forward resources to ensure

that drugs are contained in the country.

The FPF is confident that the partnership forged with our working partners through the DUAVATA community policing concept will continue as we navigate into the future. We will continue to strengthen our partnership across these community policing strategies because we understand that the best way to combat crime in this region is with the help of our fellow Fijians, law enforcement partners, other NGO's, youth and faith-based leaders, civil societies, and civil service.

Police have come to terms with the fact that we cannot fight crime alone; it is everyone's responsibility. As a result, we have adopted the DUAVATA model. Nevertheless, it is encouraging to see that our communities still display confidence and trust in the police and this is exhibited by people stepping forward and reporting incidents of crimes.

As I present the 2021 Annual Crime Statistics Report, I wish to acknowledge all members of the FPF for their continued professionalism and commitment to public safety, and I urge all our stakeholders, communities and individuals to continue to work with us in ensuring the stability, safety and security of the people of Fiji and all our visitors.

Vinaka vakalevu.

Juki Fong Chew
Acting Commissioner of Police

30th March 2024

TABLE OF CONTENT

S/NO.	CONTENT	PAGE NO.
1.	Commissioner's Foreword	1 - 2
2.	Table of Content	3
3.	List of Table	4 - 5
4.	List of Acronyms	6
5.	Crime Statistics Interpretation	7 - 8
6.	Classification of Report & Interpretation	9 - 10
7.	Crime Highlights - Year 2021	11
8.	Serious Offences	11
9.	Summary	13 - 32
10.	Divisional Crime Trend	33 - 56
11.	Selected Offences - Overview	57 - 59
12.	Serious Offences	60 - 63
13.	Crime against Women	64 - 68
14.	Crime against Children	69 - 73
15.	Victims	74 - 90
16.	Offenders	91 - 112
17.	Other Statistics	113 - 116

LIST OF TABLES

S/NO.	Sub-Headings	Page no.
1.	Crime Key Performance Indicators	13
2.	Category Distribution (2020 & 2021)	13
3.	Crime Cases Recorded (Five Year Comparison)	14
4.	Crime Cases and Detection by Offences (2020 & 2021)	20
5.	Detection Rate Comparison (2020 & 2021)	25
6.	Monthly Crime Cases (2017 - 2021)	26
7.	Monthly Comparison of Criminal Offences (2021)	27
8.	Central Division Crime Trend	32
9.	Southern Division - Police Stations & Crime Offences	36
10.	Southern Division Crime Trend	37
11.	Western Division - Police Stations & Crime Offences	41
12.	Western Division Crime Trend	41
13.	Eastern Division - Police Stations & Crime Offences	46
14.	Eastern Division Crime Trend	47
15.	Northern Division - Police Stations & Crime Offences	50
16.	Northern Division Crime Trend	51
17.	Rape & Attempted Rape	54
18.	Sexual Assault	54
19.	Assault Causing Actual Bodily Harm (ACABH)	54
20.	Robbery and Attempted Robbery	55
21.	Aggravated Robbery and Attempted Aggravated Robbery	55
22.	Burglary and Attempted Burglary	55
23.	Theft	56
24.	Unlawful Possession of Illicit Drugs	56
25.	Unlawful Cultivation of Illicit Drugs	57
26.	Serious Crime (Five year comparison)	58
27.	Divisional Comparison of Serious Crime (2020 & 2021)	59
28.	Comparison of Serious Crime (2020 & 2021)	60
29.	Crime against Women (Five year comparison)	61
30.	Divisional Comparison of Crime against Women (2020 & 2021)	63
31.	Comparison of Crime against Women	65
32.	Crime against Children	66
33.	Child Sexual Abuse (2017 - 2021)	66

34.	Child Physical Abuse (2017 - 2021)	69
35.	Child Physical Abuse by Age Group (2020 - 2021)	69
36.	Child Physical Abuse by Gender (2020 - 2021)	70
37.	Victims Distribution by Gender (2020 & 2021)	71
38.	Victims Distribution by Ethnicity (2020 & 2021)	76
39.	Sexual Offences (2017 - 2021)	81
40.	Sexual Offences by Victims Gender (2020 - 2021)	82
41.	Domestic Violence against Women, Girls and Boys (2020 - 2021)	83
42.	Domestic Violence against Women, Girls and Boys by Division (2020 - 2021)	84
43.	Domestic Violence against Women, Girls and Boys by Ethnicity (2020 - 2021)	85
44.	Domestic Violence against Women, Girls and Boys by Age Group (2020 - 2021)	86
45.	Domestic Violence cases Associated with Liquor (2020 - 2021)	86
46.	Offenders by Age Group (2017 - 2021)	87
47.	Offenders by Age Group (2021)	87
48.	Offenders by Gender Comparison (2020 & 2021)	91
49.	Offenders by Age Group and Gender (2021)	96
50.	Offenders by Ethnicity (2020 & 2021)	99
51.	Offenders Unemployed (UE) Comparison (2020 & 2021)	104
52.	Offenders Associated With Liquor (AWL) Comparison (2020 & 2021)	104
53.	Juvenile Offenders (2020 - 2021)	105
54.	Juvenile Offenders by Division (2020 - 2021)	107
55.	Drowning Cases	109
56.	Suicide & Attempted Suicide Cases by Division (2017 - 2021)	110
57.	Suicide & Attempted Suicide Cases by Ethnicity (2017 - 2021)	110
58.	Suicide & Attempted Suicide Cases by Gender (2017 - 2021)	111
59.	Suicide & Attempted Suicide Cases by Age Group (2017 - 2021)	111

LIST OF ACRONYMS

	ACRONYMS
ACP	Annual Corporate Plan
CD	Central Division
CID	Criminal Investigations Department
CR	Crimes Registered
DCR	Daily Crime Report
DPC	Divisional Police Commander
ED	Eastern Division
F	Female
FICAC	Fiji Independent Commission Against Corruption
FRCS	Fiji Revenue & Customs Services
FPF	Fiji Police Force
FRO	Force Routine Orders
FSO	Force Standing Order
KPI	Key Performance Indicator(s)
L&FP	Lost & Found Property
M	Male
M&E	Monitoring and Evaluation
NCIL	No Case In Law
ND	Northern Division
No Calc	Not Calculable
Ops HQ	Operations Headquarters
PEP	Police Enquiry Paper
PYC	Previous Years reported cases
SD	Southern Division
UB	Uniform Branch
WD	Western Division
% Det.	Percentage Detected
% Δ	Percentage Change

1.0 CRIME STATISTICS INTERPRETATION

The analysis of crime statistics worldwide remains a complex yet essential component of decision-making for law enforcement officials. The Fiji Police Force (FPF) recognizes the challenges associated with collating and interpreting crime data, considering its varied nature and evolving factors. This annual report presents a comprehensive overview of the Fiji Police Crime Statistics Unit's efforts in maintaining the integrity and accuracy of crime data, ensuring credibility and reliability in decision-making processes.

The Fiji Police Crime Statistics Unit has been the central data collation and analysis center for the organization, providing valuable insights into crime trends and patterns. While other units within the agency, such as the Criminal Investigations Department (CID), Juvenile Bureau, and Operations Headquarters (Ops HQ), contribute to data collection, the Statistics Unit ensures the coordination and consolidation of information from frontline points of contact, including police stations and community posts. The adherence to legislative definitions and classifications, such as those outlined in the Crimes Act 2009 and the Other Acts, ensures consistency and standardization in data compilation.

The compilation of crime data poses various challenges that require careful consideration. Crimes reported in a given year often encompass incidents that occurred in previous years, while subsequent arrests may impact detection rates in subsequent years. The number of offenses committed for each crime category significantly influences the overall percentage and quantity of crimes recorded. In light of these factors, the Fiji Police Force strives to minimize human influence and contact in data entry and subsequent handling processes, emphasizing the importance of accurate and unbiased data.

The Fiji Police Crime Statistics Unit employs a structured approach to convert raw data into meaningful decision-making tools. The process involves meticulous data collation, compilation, analysis, dissemination, and storage, adhering to established practices aligned with other policing and statistical agencies. Through these rigorous procedures, the unit aims to maintain the integrity and credibility of the crime data, ensuring that publications such as the FPF Annual Statistics Report are deemed trustworthy and valuable resources for public consumption, record-keeping, and reference.

The Fiji Police Crime Statistics Unit plays a pivotal role in the organization's commitment to evidence-based decision-making. By collating, analyzing, and disseminating crime data in accordance with established guidelines and legislative frameworks, the unit provides valuable insights into crime trends, detection rates, and other pertinent information. Despite the inherent challenges, the Fiji Police Force remains dedicated to maintaining the integrity and accuracy of crime statistics, enabling informed decision-making and contributing to the overall safety and security of the community.

1.1 Crime Statistics Collection

In accordance with the Force Standing Orders (FSO), the Fiji Police Force Annual Statistics Report is compiled through the following methods:

1. Receiving Reports in Police Stations, Community Posts, and Other Units

The Fiji Police Force collects crime data and information from various sources, including 35 Police Stations, 82 Community Posts, and other relevant units or intra/inter-agencies. These entities play a vital role in providing valuable data for the compilation of crime statistics. The reports received from these sources serve as essential inputs for the annual report.

2. Daily Crime Reports (DCR)

The Daily Crime Reports are categorized as Crimes Registered (CR) at the station level. Each day, all 35 Police Stations in Fiji submit these reports, which contain detailed information about the crimes registered within their respective jurisdictions. These daily crime reports consist of factual data and figures related to criminal

incidents. The reports are transmitted from the police stations to the divisional headquarters and further to the Crime Statistics Office at the Directorate of Strategic Planning, Policy, Research and Development located at the Police Headquarters. The collection of crime statistics is an ongoing process, relying on the diligent reporting and documentation carried out by the various police stations, community posts, and other relevant units. The daily crime reports provide a comprehensive overview of the crimes registered within Fiji, serving as a primary source of data for the compilation of the Fiji Police Force Annual Statistics Report.

1.2 Offences Classification

The data presented in this document is collected, translated, and classified in accordance with the Crimes Act 2009. The Crimes Act encompasses a comprehensive range of offences, comprising more than 250 different types, which are further categorized into 12 major clusters.

Outlined below are the 12 major categories of criminal offences:

1. Treason and Other Offences against Government Authority
2. Other Offences against Public Order
3. Offences against the International Order
4. Offences against the Administration of Lawful Authority
5. Sexual Offences
6. Prostitution Offences
7. Abortion Offences
8. Offences against the Person
9. Offences against the Property
10. Fraudulent Conduct
11. Other Miscellaneous Offences
12. Other Offences against Other Acts

It should be noted that there are additional offences not specifically classified under the Crimes Act 2009. These offences, such as failure to comply with import licenses, breaching bail conditions, domestic violence-related offences and offences in violation of other relevant acts, including the Arms & Ammunitions Act, Bail Act, Domestic Violence Act, Illicit Drugs Control Act, Public Health Act, and Public Order Act, are also considered criminal in nature.

1.3 Reference Period

The Crime Statistics Report is prepared annually for the period from 1st January to 31st December per calendar year.

1.4 Definition of Crime

Crime is an offence, classified as an act or omission forbidden by law for which the state enacts penalty punishable by law.

1.5 Investigation

Is the search for the truth in the interest of justice and in accordance with the specifications of the law.

1.6 Reported Offences

Reported offences which are reported to the Police and appropriate entries are entered in the Complaints Register. These are the data that gets analyzed and reflected in briefs and reports such as the 'Fiji Police Annual Statistics Report'. Any other perceived information or incident occurring in the communities that are underreported does not necessarily amount to a data.

1.7 Detected Offences

All offences/crimes are deemed to be detected under the following circumstances:

- The offender has been arrested and/or produced before a court of law, or summoned and;
- The offender has been dealt with in accordance with the laws of the land, and authority vested to the Fiji Police Force such as cautioning juveniles.

1.8 Data Source

Fiji Police Force Crime Statistics are compiled from the data received at the office from the 35 Police Stations located within the five divisions namely: Central, Southern, Western, Eastern and Northern divisions.

1.9 Monitoring & Evaluation [M & E]

Fiji Police Force has a variety of Monitoring and Evaluation [M & E] methods in its Criminal Data process framework. First and foremost, the measure of performance is tagged to the institutional Annual Corporate Plan [ACP] through the Key Performance Indicator(s) [KPI]. These data form the core benchmark indicators of performance and productivity.

The KPIs drive performances in personnel all throughout the year. In addition, initiated from the Planning Office, these data sets are monitored on a monthly and quarterly basis through the process of verification. The result of achievements, shortfalls and improvement of gap areas are handed to the Commissioner of Police, who then discloses these results in his quarterly address to all members of the Fiji Police. The same is also made public through a media release. Furthermore, daily monitoring of performance based on data takes place on the bi-weekly Skype briefs from the five divisions. Finally, the Statistics Unit has also embarked on issuing Weekly Crime Bulletins in the 'Force Routine Order', a form of newsletter in the Fiji Police Force.

2.0 Disclaimer

There is no intent to discriminate, vilify or malign certain segments of our society's victim(s) and/or offender(s) of crime on ethnic, gender, age, geographical or other classification based distribution. The publisher acknowledges that these factors are sensitive in nature, however, for analysis and better demonstration of data relative to Fiji, such is portrayed in this Annual Report.

2.1 Percentage Change Formula

Please note the Percentage Change Formula:

$$\text{Percentage Change (\%)} = \left(\frac{\text{Current Value minus Previous Value}}{(\text{Previous Value}^*)} \right) \times \frac{100}{1}$$

* If the previous value = 0, the answer will be non-calculable, i.e., percentage change is not divisible by the number 0.

*The % Change column depicts the increases or decreases in offence categories between 2020 and 2021.

2.0 CLASSIFICATION OF REPORT REGISTERED & INTERPRETATION

The cases in this report are stipulated in the Crimes Act and are investigated by the Criminal Investigations Department, (CID), Uniform Branch (UB) personnel, other Specialised Units and Task Forces. These data exclude those offences that are also criminal in nature but are investigated and prosecuted by other agencies such as FICAC, FRCS etc. In such cases, these crimes are not reported to police and do not form part of our data-set, and may not be the ideal reflection of the true extent of crimes in Fiji.

1. Crime Report (CR)

These are reports and complaints that are classified as offences under any Section of the Law, and may contain strong elements of prima-facie (criminality based on enough evidence) to instigate investigation and prosecution.

2. No Case In Law (NCIL)

These reports and complaints are not classified as offences under any Section of the Law. However, complainants are given credible advice and guidance to explore other causes of actions, like reconciliations, generating community cohesiveness, well-being, partnerships and harmony etc.

3. Civil Cases

These are complaints which are civil in nature and can only be pursued by the complainant through civil processes. The police have no legal jurisdiction to investigate such complaints. These include seeking own legal advice through solicitors, and other legal frameworks, such as the Small Claims Tribunal etc.

4. Trivial (Trivial IR)

These are complaints which are trivial in nature and do not necessitate any formal investigation.

5. Lost & Found Property (L&FP)

These are complaints in nature of Lost and Found property and are registered under the Lost and Found Register.

6. Accident Report (AR)

These are reports of road accidents which occur on public roads in Fiji. The figures under this category is captured under the Annual Traffic Statistics Report.

7. Traffic Booking Report (TOR)

These are traffic booking cases for traffic infringements.

8. Uniform Branch Report (UB)

Some Offences under the Crimes Act and Minor Offences Act are often investigated by the Uniform Branch personnel, and prosecuted summarily per charge and/or summon process.

9. Police Enquiry Paper (PEP)

It is a docket (police enquiry paper [file]) prepared to determine whether a case is civil or criminal in nature after an investigation is conducted. As enough evidence (prima-facie) is ascertained, the file is then converted to full Crime Register (CR).

10. Referral To Other Stations Or Agencies

These are reports that are referred to another police station for investigation since the offence was committed within that station or court boundary/jurisdiction respectively. In other cases, there may be a core government stakeholder who may have been the rightful agency to have attended to such complaints or calls to service(s). These may include: Health, Agriculture, Customs, Welfare, Municipalities, Roads Authority, Non- governmental agencies or other essential service providers etc.

3.0 CRIME HIGHLIGHTS

In the year 2021, a total of 18,769 crime cases were recorded and registered as active police investigation files. This represents a significant decrease compared to the previous year, 2020, which recorded 24,392 crime cases. The data revealed a notable decline of 23% in the number of reported crime cases when compared to 2020. In terms of raw figures, this reduction amounted to 5,623 crime cases.

3.1 Detection

A 72% detection rate was recorded in 2021 when compared to 77% in 2020.

3.2 Offences Category Distribution 2021

The distribution of offence categories in 2021 provides insights into the prevalence and proportion of different types of crimes reported during that period. The following breakdown illustrates the percentage distribution of offences within each category:

- Treason and Other Offences against Government Authority (GA) accounted for 0% of the total offences recorded in 2021.
- Other Offences against Public Order (PO) also represented 0% of the total offences reported.
- Offences against the International Order (IO) constituted 0% of the overall offences recorded.
- Offences against the Administration of Lawful Authority (LA) accounted for 2.08% of the total offences reported in 2021.
- Sexual Offences (SO) comprised 5.37% of the overall offences reported during the year.
- Prostitution Offences (PRO) made up a minimal 0.01% of the total offences recorded.
- Abortion Offences (AO) recorded nil offences in the dataset for 2021.
- Offences against the Person (PERSON) constituted the substantial portion, accounting for 26.81% of the total offences reported.
- Offences against Property (PROP) represented a largest share, comprising 32.65% of the total offences recorded.
- Fraudulent Conduct (FC) accounted for 1.81% of the overall offences reported in 2021.
- Other Miscellaneous Offences (MO) made up 12.52% of the total offences recorded during the year.
- Offences against Other Acts (OA) accounted for 18.75% of the overall offences reported in 2021.

4.0 SERIOUS OFFENCES

Under the framework of the Fiji Police Key Performance Indicators (KPIs), there are 15 offences which are categorised as 'Serious Crime'. These are: (1) Assault with intent to commit rape, (2) Attempt to commit rape, (3) Rape, (4) Defilement of children under 13 years of age, (5) Defilement of young persons between 13 to 16 years of age, (6) Murder, (7) Robbery & Attempted robbery, (8) Aggravated robbery & Attempted aggravated robbery, (9) Burglary & Attempted burglary, (10) Aggravated burglary & Attempted aggravated burglary, (11) Theft of Motor Vehicle, (12) Arson, (13) Attempts to commit arson, (14) Setting fire to crops and growing plants and (15) Attempting to set fire to crops.

1. Assault with intent to commit rape

Assault with intent to commit rape is an offence under the 'Sexual Offences' category. The year 2021 recorded 2 cases whereas the year 2020 recorded 1 case. Comparatively, this showed an increase of 100% (1 case).

2. Attempt to commit rape

Attempt to commit rape is an offence under the 'Sexual Offences' category. The year 2021 recorded 21 cases whereas the year 2020 recorded 25 cases. Comparatively, this showed a decrease of 16% (4 cases).

3. Rape

Rape is an offence under the 'Sexual Offences' category. The year 2021 recorded 278 cases whereas the year 2020 recorded 370 cases. Comparatively, this showed a decrease of 25% (92 cases).

4. Defilement of children under 13 years of age

Defilement of children under 13 years of age is an offence under the 'Sexual Offences' category. The years 2020 and 2021 recorded nil cases.

5. Defilement of young persons between 13 to 16 years of age

Defilement of young persons between 13 to 16 years of age is an offence under the 'Sexual Offences' category. The year 2021 recorded 167 cases whereas the year 2020 recorded 110 cases. Comparatively, this showed an increase of 52% (57 cases).

6. Murder

Murder is an offence under 'Offences against the Person' category. The year 2021 recorded 14 cases whereas the year 2020 recorded 22 cases. This is a decrease of 36% (8 cases).

7. Robbery & Attempted robbery

Robbery (including attempted cases) is an offence under 'Offences against the Property' category. The year 2021 recorded 193 cases while the year 2020 recorded 223 cases. This is a decrease of 13% (30 cases).

8. Aggravated robbery & Attempted aggravated robbery

Aggravated robbery (including attempted aggravated cases) is an offence under 'Offences against the Property' category. The year 2021 recorded 188 cases whereas the year 2020 recorded 170 cases. This is an increase of 11% (18 cases).

9. Burglary & Attempted burglary

Burglary (including attempted cases) is an offence under 'Offences against the Property' category. The year 2021 recorded 1,709 cases while the year 2020 recorded 1,802 cases. This is a decrease of 5% (93 cases).

10. Aggravated burglary & Attempted aggravated burglary

Aggravated Burglary (including attempted cases) is an offence under 'Offences against the Property' category. The year 2021 recorded 94 cases whereas the year 2020 recorded 77 cases. This is an increase of 22% (17 cases).

11. Theft of motor vehicle

Theft of motor vehicle is an offence under 'Offences against the Property' category. The year 2021 recorded 22 cases whereas the year 2020 recorded 49 cases. This is a decrease of 55% (27 cases).

12. Arson

Arson is an offence under 'Other Miscellaneous Offences' category. The year 2021 recorded 15 cases whereas the year 2020 recorded 10 cases. This is an increase of 50% (5 cases).

13. Attempts to commit arson

Attempts to commit arson is an offence under 'Other Miscellaneous Offences' category. The year 2021 recorded 8 cases whereas the year 2020 recorded 3 cases. This is an increase of 167% (5 cases).

14. Setting fire to crops and growing plants

Setting fire to crops and growing plants is an offence under 'Other Miscellaneous Offences' category. The year 2021 recorded 2 cases whereas the year 2020 recorded 1 case. This is an increase of 100% (1 case).

15. Attempting to set fire to crops

Attempted to set fire to crops is an offence under 'Other Miscellaneous Offences' category. The years 2020 and 2021 recorded nil cases.

5.0 SUMMARY

5.1 Crime Key Performance Indicators

Table 1.0 Crime Key Performance Indicators (KPIs)

S/No	Crime Key Performance Indicators (KPIs)	Year				
		2017	2018	2019	2020	2021
1.	Reduction in Overall Crime by 10%	20,565	21,663	19,838	24,392	18,769
2.	Reduction in Serious Offences by 10%	3,380	2,992	2,949	2,863	2,713
3.	Reduction in Crimes against Women by 10%	2,650	2,513	2,537	2,692	2,475
4.	Reduction in Crimes against Children by 10%	1,263	1,310	1,379	1,426	1,366
5.	No. of Illicit Drug Cases Registered	750	1,124	1,273	1,501	1,032
6.	Maintain Detection Rate above 70%	72%	76%	72%	77%	72%

Table 1.0 presents the Crime KPI's for the years 2017 to 2021, reflecting important trends and achievements in the Fiji Police Force's efforts to address crime. Over this five-year period, notable progress has been made in various KPI categories.

The overall crime rate witnessed a significant 23% decrease, with the number of recorded crimes declining from 24,392 in 2020 to 18,769 in 2021. The KPI specifically focused on Serious Offences also saw a 5% decrease, indicating a decline in severe crimes such as assault with the intent to commit rape, murder, and robbery. Efforts to combat crimes against women have shown an 8% reduction, with reported incidents decreasing from 2,692 in 2020 to 2,475 in 2021. Similarly, crimes against children exhibited a 4% decrease, indicating progress in safeguarding the well-being and safety of the younger population.

In terms of drug offences, there was a substantial 31% decrease, with reported cases declining from 1,501 in 2020 to 1,032 in 2021. Furthermore, the detection rate, which represents the percentage of crimes solved by the police, remained consistently high at 72% to 77% throughout the five-year period.

5.2 Distribution of Offences by Category

Table 2.0 Category Distribution – 2020 & 2021

S/No.	Major Offence(s) Category	2020	2021	% Change
1.	Treason and Other Offences against Government Authority	0	0	-
2.	Other Offences against Public Order	0	0	-
3.	Offences against the International Order	2	0	-100%
4.	Offences against the Administration of Lawful Authority	670	391	-42%
5.	Sexual Offences	1,138	1,008	-11%
6.	Prostitution Offences	24	2	-92%
7.	Abortion Offences	0	0	-
8.	Offences against the Person	5,289	5,032	-5%
9.	Offences against Property	9,001	6,128	-32%
10.	Fraudulent Conduct	752	340	-55%
11.	Other Miscellaneous Offences	2,295	2,350	+2%
12.	Offences against Other Acts	5,221	3,518	-33%
Total		24,392	18,769	-23%

The above table shows the Offence Category distribution for the years 2020 and 2021. Offences against the Property continue to be the most prevalent of the offences committed in 2021.

Overall, there was a 23% decrease in the total number of crime cases recorded in 2021 when compared to the previous year.

Offences against the International Order recorded a decrease of 100%, Offences against the Administration of Lawful Authority recorded a decrease of 42%, Sexual Offences recorded a decrease of 11%, Prostitution Offences recorded a decrease of 92%, Offences against the Person recorded a decrease of 5%, Offences against the Property recorded a decrease of 32%, Fraudulent Conduct offences recorded a decrease of 55%, and Offences against Other Acts recorded a decrease of 33% while the Other Miscellaneous Offences recorded an increase of 2% when compared to the same period in 2020.

5.3 Crime Cases Recorded

Table 3.0 Crime Cases Recorded(2017 -2021)

S/ No.	Criminal Offences	2017	2018	2019	2020	2021
Treason and Other Offences against Government Authority						
1.	Seditious offences	1	0	0	0	0
2.	Urging political violence or inciting communal antagonism	1	0	0	0	0
	Total	2	0	0	0	0
Offences against the International Order						
3.	Offence of domestic trafficking in persons	0	2	0	1	0
4.	Providing a travel document to be used by a person who is not an owner	0	0	1	0	0
5.	Sexual servitude offences	0	2	0	0	0
6.	Offence of trafficking in persons	5	17	1	1	0
	Total	5	21	2	2	0
Offences against the Administration of Lawful Authority						
7.	Abuse of office	0	4	6	3	6
8.	Aiders, abettors, suborners, etc	4	0	0	0	0
9.	Aiding prisoners to escape	5	0	0	0	0
10.	Attempt to escape from lawful custody	0	1	0	0	0
11.	Attempting to defeat justice	1	0	0	0	0
12.	Bigamy	0	0	1	0	0
13.	Bribery of public officials	16	24	7	22	14
14.	Conspiracy to defeat justice and interference with witnesses	6	2	1	4	2
15.	Corrupt Practices	1	0	0	0	0
16.	Disobedience of lawful orders	26	57	187	84	56
17.	Destroying evidence	1	4	4	3	1
18.	Escape from lawful custody	109	104	89	70	57
19.	False certificate by public officers	0	0	0	0	1
20.	False information to public servant	96	115	127	174	100
21.	False statement to obtain birth certificate	1	0	0	0	0

22.	False statements as to obtain passport	2	0	0	0	0
23.	False statements on oath	0	0	0	8	0
24.	False statements with reference to marriage	1	0	0	0	0
25.	False statutory declaration without oath	0	0	0	1	0
26.	Falsification of documents	135	338	115	245	50
27.	Forgery	62	41	134	13	97
28.	Giving information derived from false or misleading documents	1	0	1	1	0
29.	Perjury	2	0	0	0	0
30.	Personating public officers	0	21	14	14	0
31.	Perverting the cause of justice	1	1	0	0	0
32.	Possession of falsified and forged documents	0	1	0	0	0
33.	Possession of forged document	1	0	7	1	2
34.	Receiving a bribe	2	0	0	1	0
35.	Receiving a corrupt benefit	0	0	0	2	0
36.	Using forged document	65	37	43	15	5
37.	Uttering and possession with intent to utter counterfeit coin or note	1	1	1	9	0
	Total	539	751	737	670	391
	Sexual Offences					
38.	Abduction of person under 18 years of age with intent to have carnal knowledge	124	143	123	103	88
39.	Aiding to commit rape	0	0	0	5	0
40.	Assault with intent to commit rape	7	5	2	1	2
41.	Attempt to commit rape	28	19	22	25	21
42.	Defilement of children under 13 years of age	6	1	3	0	0
43.	Defilement of intellectually impaired persons	1	2	3	1	1
44.	Defilement of young persons between 13 and 16 years of age	135	148	122	110	167
45.	Householder permitting defilement of a child on premises	1	0	0	0	0
46.	Householder permitting defilement of a person under 16 years of age on premises	0	0	1	1	0
47.	Incest	2	0	0	2	0
48.	Indecent assault	219	248	209	193	201
49.	Indecently insulting or annoying any person	413	271	181	176	146
50.	Rape	343	245	315	365	278
51.	Sexual assaults	94	130	108	156	103
52.	Unnatural offence with animals	0	0	0	0	1
	Total	1,373	1,212	1,089	1,138	1,008
	Prostitution Offences					
53.	Buying minors under the age of 18yrs for immoral purposes	3	0	0	1	0
54.	Loitering or soliciting for the purpose of prostitution	0	0	1	23	2

55.	Person living on earnings of prostitution or persistently soliciting	1	0	0	0	0
Total		4	0	1	24	2
Offences against the Person						
56.	Abducting in order to murder	0	1	0	0	0
57.	Acts intended to cause grievous harm	108	162	113	137	107
58.	Aiding and abetting acts intended to cause grievous harm	0	0	0	3	0
59.	Assault causing actual bodily harm	3,717	3,623	3,761	3,913	3,788
60.	Attempted acts intended to cause grievous harm	0	6	0	0	0
61.	Attempted infanticide	0	0	0	0	1
62.	Attempted murder	5	9	7	10	13
63.	Child stealing	2	4	0	0	0
64.	Common assault	530	610	574	655	608
65.	Concealing the birth of child	1	0	0	0	0
66.	Dealing in poisonous substances in negligent manner	0	0	0	0	1
67.	Disabling in order to commit an offence	0	0	1	0	0
68.	Failure to supply necessities	0	3	0	1	0
69.	Grievous harm	55	47	40	54	39
70.	Incitement	0	1	1	0	1
71.	Infanticide	1	1	1	0	0
72.	Kidnapping	4	1	2	0	1
73.	Kidnapping or abducting with intent to confine person	0	0	1	0	1
74.	Maliciously administering poison with intent to harm	1	0	0	0	0
75.	Manslaughter	1	3	3	3	1
76.	Manslaughter arising from a breach of duty	0	1	0	2	1
77.	Murder	12	16	26	22	14
78.	Other negligent acts causing harm	0	1	0	0	1
79.	Reckless or negligent acts	10	10	17	10	7
80.	Serious assaults	279	411	423	442	403
81.	Unlawful wounding	41	46	29	25	34
82.	Wrongful confinement	12	11	8	12	11
Total		4,779	4,967	5,007	5,289	5,032
Offences against Property						
83.	Aggravated burglary	74	89	83	77	92
84.	Aggravated robbery	295	309	230	165	187
85.	Attempted aggravated burglary	0	1	0	0	2
86.	Attempted aggravated robbery	0	1	0	5	1
87.	Attempted burglary	20	19	7	21	11
88.	Attempted burglary	12	6	5	9	3
89.	Attempted Sacrilege	0	0	0	0	1

90.	Attempted theft	4	6	0	4	9
91.	Burglary	2,144	1,859	1,829	1,781	1,698
92.	Going equipped for theft or a property offence	8	11	2	3	3
93.	Making off without payment	33	49	41	26	9
94.	Receiving	36	30	41	36	20
95.	Robbery	204	164	219	214	190
96.	Sacrilege	26	29	48	22	20
97.	Theft	5,593	5,228	5,276	6,589	3,860
98.	Theft of Motor Vehicle	79	82	70	49	22
Total		8,528	7,883	7,851	9,001	6,128
Fraudulent Conduct						
99.	Attempt to obtain a financial advantage by deception	1	0	1	1	0
100.	Attempt to obtain property by deception	0	93	0	0	0
101.	Conspiracy to defraud - Causing a loss	1	35	1	1	0
102.	Conspiracy to defraud - Obtaining a gain	122	14	0	0	0
103.	Conversion	4	413	286	100	3
104.	Conversion by a trustee	0	63	126	0	1
105.	Dishonestly obtaining or dealing in personal financial information	0	0	1	0	0
106.	False or misleading documents	10	11	24	6	3
107.	False or misleading information	2	0	3	2	0
108.	False or misleading statements in applications	1	2	0	1	2
109.	False statements in applications	1	0	0	0	2
110.	Fraudulent falsification of accounts	24	243	102	112	0
111.	General dishonesty	0	0	0	0	2
112.	General dishonesty - Causing a loss	196	394	142	62	59
113.	General dishonesty - Obtaining a gain	35	12	5	2	2
114.	Obtaining a financial advantage by deception	896	715	466	359	165
115.	Obtaining cash by false pretences	5	2	0	4	0
116.	Obtaining credit by false pretences	0	8	0	0	0
117.	Obtaining financial advantage	0	1	0	1	0
118.	Obtaining goods by false pretences	6	75	11	3	1
119.	Obtaining money by false pretences	0	0	1	0	1
120.	Obtaining property by deception	147	88	46	90	86
121.	Personation in general	24	2	10	8	12
122.	Possession or control of thing with intent to dishonestly obtain or deal in personal financial information	4	0	0	0	0
123.	Serious computer offences	3	0	0	0	0
124.	Unauthorised modification of data to cause impairment	0	1	0	0	0
125.	Unauthorised modification of restricted data	0	0	32	0	0

126.	Unwarranted demand with menaces	0	1	0	0	1
	Total	1,482	2,173	1,257	752	340
Other Miscellaneous Offences						
127.	Accessories after the facts	1	1	0	0	1
128.	Arson	8	18	9	10	15
129.	Attempted damaging property	0	0	0	0	1
130.	Attempting to set fire to crops	2	1	0	0	0
131.	Attempts to commit arson	7	5	4	3	8
132.	Common nuisance	68	100	145	174	170
133.	Criminal intimidation	525	568	576	696	747
134.	Criminal trespass	534	522	527	569	557
135.	Entering into the designated area	3	5	4	0	0
136.	Illegal sale of noxious food or drink	0	1	0	0	0
137.	Injuring animals	48	40	35	34	49
138.	Damaging property	754	887	841	802	797
139.	Removing boundary marks with intent to defraud	1	1	0	0	0
140.	Setting fire to crops and growing plants	4	4	3	1	2
141.	Traffic in obscene publications	4	6	3	3	2
142.	Wearing of uniform without lawful authority	0	0	0	3	1
143.	Wilful damage to survey and boundary marks	0	1	0	0	0
	Total	1,959	2,160	2,147	2,295	2,350
Offences against Other Acts						
144.	Absconding bail conditions	677	271	33	2	1
145.	Administration of illicit drugs	0	2	0	1	0
146.	Bomb threat	0	0	1	0	0
147.	Breach of bail conditions	0	58	24	17	21
148.	Breach of court order	0	0	0	1	0
149.	Breach of DVRO	349	364	340	375	345
150.	Breach of probation of offenders	0	0	1	0	0
151.	Breach of suspended sentence order	0	16	9	9	34
152.	Carrying arms with intent to commit an offence	1	0	0	0	0
153.	Causing harm by posting electronic communication	0	0	0	0	3
154.	Contraband items	0	4	3	0	1
155.	Contravention of third party	1	0	0	0	0
156.	Dangerous driving	1	0	0	0	0
157.	Disorderly conduct in the police station	9	10	7	14	2
158.	Drinking liquor in public place	0	0	0	1	0
159.	Driving a motor vehicle without driving licence	1	0	0	0	0
160.	Drunk and disorderly	3	6	3	2	2

161.	Fail to confine animals	0	0	0	1	0
162.	Fail to declare currency at the border	3	14	0	0	0
163.	Failure to comply with orders	0	0	0	3,245	2,030
164.	Failure to declare ammunition to customs officer	1	0	0	0	0
165.	Failure to declare arms & ammunition	0	1	0	0	3
166.	False representation in order to obtain a benefit	3	30	9	5	10
167.	Found in possession of controlled chemicals & equipment	0	0	2	0	0
168.	Found in possession of explosives	0	0	1	0	2
169.	Harbouring a prisoner	3	16	3	2	0
170.	Incitement to violence and disobedience of the law	0	0	0	1	0
171.	Indecent language in public place	0	0	0	1	0
172.	Liability for damaged caused by fire	0	1	0	0	0
173.	Malicious act	0	0	1	13	19
174.	Money laundering	6	549	13	1	0
175.	Neglect to comply with directions of a medical officer	0	0	0	2	0
176.	Operating as real estate agent without a valid licence	1	3	2	0	0
177.	Pornographic activities involving juvenile	0	0	0	2	0
178.	Possession of arms and ammunitions without license	1	0	1	0	3
179.	Posting an intimate visual recording	0	0	0	0	1
180.	Proceeds of crime	5	1	0	16	0
181.	Security of arms and ammunition	1	2	1	0	0
182.	Space to be cleared around land before fire is made	1	0	0	0	0
183.	Threats and false statements respecting airports	1	17	5	6	1
184.	Throwing object	0	3	4	0	2
185.	Unlawful assembly	0	0	1	0	0
186.	Unlawful cultivation of illicit drugs	104	126	98	136	175
187.	Unlawful detention	0	1	0	0	0
188.	Unlawful entry of prohibited articles	0	3	1	1	0
189.	Unlawful exportation of illicit drugs	0	0	2	0	0
190.	Unlawful gambling	0	0	5	0	0
191.	Unlawful importation of illicit drugs	6	11	4	1	5
192.	Unlawful possession of illicit drugs	639	983	1,169	1,358	851
193.	Unlawful Procession	0	0	0	0	1
194.	Unlawful supply of illicit drugs	1	0	0	1	1
195.	Unlawful transfer and supply of illicit drugs	1	0	0	0	0
196.	Unlawful transportation of illicit drugs	0	1	0	3	0
197.	Unruly passenger	3	3	4	2	0
198.	Usage of illicit drugs	0	0	0	1	0

199.	Use of certain titles or description prohibited of the medical and dental practitioner	1	0	0	0	0
200.	Using abusive language in public place	0	0	0	1	0
201.	Power to take fingerprints etc.	0	0	0	0	1
202.	Import licences	1	0	0	0	3
203.	Restriction on the use of the title "University"	0	0	0	0	1
Total		1,894	2,496	1,747	5,221	3,518
Grand Total		20,565	21,663	19,838	24,392	18,769

Table 3.0 shows the five-year (2017 to 2021) comparison of criminal offences. The year 2021 recorded a decrease in crime by 23% when compared to the previous year.

5.4 Crime Cases and Detection by Offences

Table 4.0 Crime Cases and Detection by Offences

S/ No.	Criminal Offences	2020			2021		
		Detected Cases	Total Cases	% Detected	Detected Cases	Total Cases	% Detected
	Offences against the International Order						
1.	Offence of domestic trafficking in per- sons	1	1	100%	0	0	n/a
2.	Offence of trafficking in persons	1	1	100%	0	0	n/a
	Total	2	2	100%	0	0	n/a
	Offences against the Administration of Lawful Authority						
3.	Abuse of office	3	3	100%	6	6	100%
4.	Bribery of public officials	22	22	100%	14	14	100%
5.	Conspiracy to defeat justice and interference with witnesses	4	4	100%	2	2	100%
6.	Destroying evidence	3	3	100%	1	1	100%
7.	Disobedience of lawful orders	81	84	96%	55	56	98%
8.	Escape from lawful custody	67	70	96%	51	57	89%
9.	False certificate by public officers	0	0	n/a	1	1	100%
10.	False information to public servant	169	174	97%	97	100	97%
11.	False statements on oath	8	8	100%	0	0	n/a
12.	False statutory declaration without oath	1	1	100%	0	0	n/a
13.	Falsification of documents	245	245	100%	50	50	100%
14.	Forgery	13	13	100%	97	97	100%
15.	Giving information derived from false or misleading documents	1	1	100%	0	0	n/a
16.	Personating public officers	13	14	93%	0	0	n/a
17.	Possession of forged document	1	1	100%	2	2	100%
18.	Receiving a bribe	1	1	100%	0	0	n/a
19.	Receiving a corrupt benefit	2	2	100%	0	0	n/a
20.	Using forged document	15	15	100%	5	5	100%

21.	Uttering and possession with intent to utter counterfeit coin or note	9	9	100%	0	0	n/a
Total		658	670	98%	381	391	97%
Sexual Offences							
22.	Abduction of person under 18 years of age with intent to have carnal knowledge	96	103	93%	83	88	94%
23.	Aiding to commit rape	5	5	100%	0	0	n/a
24.	Assault with intent to commit rape	1	1	100%	2	2	100%
25.	Attempt to commit rape	23	25	92%	19	21	90%
26.	Defilement of intellectually impaired persons	1	1	100%	1	1	100%
27.	Defilement of young persons between 13 and 16 years of age	98	110	89%	163	167	98%
28.	Householder permitting defilement of a person under 16 years of age on premises	1	1	100%	0	0	n/a
29.	Incest	2	2	100%	0	0	n/a
30.	Indecent assault	175	193	91%	181	201	90%
31.	Indecently insulting or annoying any person	158	176	90%	133	146	91%
32.	Rape	356	365	98%	267	278	96%
33.	Sexual assaults	150	156	96%	96	103	93%
34.	Unnatural offence with animals	0	0	n/a	0	1	0%
Total		1,066	1,138	94%	945	1,008	94%
Prostitution Offences							
35.	Buying minors under the age of 18yrs for immoral purposes	1	1	100%	0	0	n/a
36.	Loitering or soliciting for the purpose of prostitution	23	23	100%	2	2	100%
Total		24	24	100%	2	2	100%
Offences against the Person							
37.	Acts intended to cause grievous harm	116	137	85%	85	107	79%
38.	Aiding and abetting acts intended to cause grievous harm	3	3	100%	0	0	n/a
39.	Assault causing actual bodily harm	2,926	3,913	75%	2,785	3,788	74%
40.	Attempted infanticide	0	0	n/a	1	1	100%
41.	Attempted murder	10	10	100%	11	13	85%
42.	Common assault	515	655	79%	501	608	82%
43.	Dealing in poisonous substances in negligent manner	0	0	n/a	1	1	100%

44.	Failure to supply necessities	1	1	100%	0	0	n/a
45.	Grievous harm	45	54	83%	34	39	87%
46.	Incitement	0	0	n/a	1	1	100%
47.	Kidnapping	0	0	n/a	1	1	100%
48.	Kidnapping or abducting with intent to confine person	0	0	n/a	1	1	100%
49.	Manslaughter	3	3	100%	1	1	100%
50.	Manslaughter arising from a breach of duty	2	2	100%	1	1	100%
51.	Murder	20	22	91%	10	14	71%
52.	Other negligent acts causing harm	0	0	n/a	1	1	100%
53.	Reckless or negligent acts	9	10	90%	7	7	100%
54.	Serious assaults	433	442	98%	396	403	98%
55.	Unlawful wounding	21	25	84%	32	34	94%
56.	Wrongful confinement	12	12	100%	11	11	100%
	Total	4,116	5,289	78%	3,880	5,032	77%
	Offences against Property						
57.	Aggravated burglary	61	77	79%	77	92	84%
58.	Aggravated robbery	62	165	38%	73	187	39%
59.	Attempted aggravated burglary	0	0	n/a	2	2	100%
60.	Attempted aggravated robbery	3	5	60%	1	1	100%
61.	Attempted burglary	10	21	48%	10	11	91%
62.	Attempted robbery	4	9	44%	2	3	67%
63.	Attempted sacrilege	0	0	n/a	0	1	0%
64.	Attempted theft	4	4	100%	8	9	89%
65.	Burglary	405	1,781	23%	379	1,698	22%
66.	Going equipped for theft or a property offence	3	3	100%	3	3	100%
67.	Making off without payment	24	26	92%	7	9	78%
68.	Receiving	36	36	100%	20	20	100%
69.	Robbery	60	214	28%	65	190	34%
70.	Sacrilege	6	22	27%	6	20	30%
71.	Theft	4,567	6,589	69%	2,000	3,860	52%
72.	Theft of motor vehicle	22	49	45%	10	22	45%
	Total	5,267	9,001	59%	2,663	6,128	43%
	Fraudulent Conduct						
73.	Attempt to obtain a financial advantage by deception	1	1	100%	0	0	n/a
74.	Conspiracy to defraud - Causing a loss	1	1	100%	0	0	n/a
75.	Conversion	100	100	100%	3	3	100%

76.	Conversion by a trustee	0	0	n/a	1	1	100%
77.	False or misleading documents	6	6	100%	3	3	100%
78.	False or misleading information	2	2	100%	0	0	n/a
79.	False or misleading statements in applications	1	1	100%	2	2	100%
80.	False statements in applications	0	0	n/a	2	2	100%
81.	Fraudulent falsification of accounts	112	112	100%	0	0	n/a
82.	General dishonesty	0	0	n/a	1	2	50%
83.	General dishonesty - Causing a loss	60	62	97%	59	59	100%
84.	General dishonesty - Obtaining again	2	2	100%	2	2	100%
85.	Obtaining a financial advantage by deception	359	359	100%	157	165	95%
86.	Obtaining cash by false pretences	4	4	100%	0	0	n/a
87.	Obtaining financial advantage	1	1	100%	0	0	n/a
88.	Obtaining goods by false pretences	2	3	67%	1	1	100%
89.	Obtaining money by false pretences	0	0	n/a	1	1	100%
90.	Obtaining property by deception	89	90	99%	83	86	97%
91.	Personation in general	8	8	100%	12	12	100%
92.	Unwarranted demand with menaces	0	0	n/a	1	1	100%
	Total	748	752	99%	328	340	96%
	Other Miscellaneous Offences						
93.	Accessories after the facts	0	0	n/a	1	1	100%
94.	Arson	10	10	100%	12	15	80%
95.	Attempted damaging property	0	0	n/a	1	1	100%
96.	Attempts to commit arson	2	3	67%	8	8	100%
97.	Common nuisance	149	174	86%	158	170	93%
98.	Criminal intimidation	586	696	84%	655	747	88%
99.	Criminal trespass	435	569	76%	461	557	83%
100.	Injuring animals	17	34	50%	22	49	45%
101.	Damaging property	598	802	75%	576	797	72%
102.	Setting fire to crops and growing plants	1	1	100%	2	2	100%
103.	Traffic in obscene publications	3	3	100%	2	2	100%
104.	Wearing of uniform without lawful authority	3	3	100%	1	1	100%
	Total	1,804	2,295	79%	1,899	2,350	81%
	Offences against Other Acts						
105.	Absconding bail conditions	2	2	100%	1	1	100%
106.	Administration of illicit drugs	1	1	100%	0	0	n/a
107.	Breach of bail conditions	17	17	100%	21	21	100%

108.	Breach of court order	0	1	0%	0	0	n/a
109.	Breach of DVRO	296	375	79%	276	345	80%
110.	Breach of suspended sentence order	9	9	100%	33	34	97%
111.	Causing harm by posting electronic communication	0	0	n/a	3	3	100%
112.	Contraband items	0	0	n/a	1	1	100%
113.	Disorderly conduct in the police station	14	14	100%	2	2	100%
114.	Drinking liquor in public place	1	1	100%	0	0	n/a
115.	Drunk and disorderly	2	2	100%	2	2	100%
116.	Fail to confine animals	0	1	0%	0	0	n/a
117.	Failure to comply with orders	3,231	3,245	100%	2,027	2,030	100%
118.	Failure to declare arms & ammunition	0	0	n/a	3	3	100%
119.	False representation in order to obtain a benefit	5	5	100%	10	10	100%
120.	Found in possession of explosives	0	0	n/a	2	2	100%
121.	Harbouring prisoner	2	2	100%	0	0	n/a
122.	Import licences	0	0	n/a	3	3	100%
123.	Incitement to violence and disobedience of the law	1	1	100%	0	0	n/a
124.	Indecent language in public place	1	1	100%	0	0	n/a
125.	Malicious act	13	13	100%	19	19	100%
126.	Money laundering	1	1	100%	0	0	n/a
127.	Neglect to comply with directions of a medical officer	2	2	100%	0	0	n/a
128.	Possession of arms and ammunitions without license	0	0	n/a	3	3	100%
130.	Posting an intimate visual recording	0	0	n/a	1	1	100%
131.	Power to take fingerprints etc.	0	0	n/a	1	1	100%
132.	Proceeds of crime	16	16	100%	0	0	n/a
133.	Restriction on the use of the title "university"	0		n/a	1	1	100%
134.	Threats and false statements respecting airports	6	6	100%	1	1	100%
135.	Throwing object	0	0	n/a	2	2	100%
136.	Unlawful cultivation of illicit drugs	136	136	100%	173	175	99%
137.	Unlawful entry of prohibited articles	1	1	100%	0	0	n/a
138.	Unlawful importation of illicit drugs	1	1	100%	5	5	100%
139.	Unlawful possession of illicit drugs	1,344	1,358	99%	834	851	98%
140.	Unlawful Procession	0	0	n/a	1	1	100%
141.	Unlawful supply of illicit drugs	1	1	100%	1	1	100%
142.	Unlawful transportation of illicit drugs	3	3	100%	0	0	n/a
143.	Unruly passenger	2	2	100%	0	0	n/a

144.	Unruly passenger	2	2	100%	0	0	n/a
145.	Usage of illicit drugs	1	1	100%	0	0	n/a
146.	Using abusive language in public place	1	1	100%	0	0	n/a
Total		5,112	5,221	98%	3,426	3,518	97%
Grand Total		18,797	24,392	77%	13,524	18,769	72%

Table 4.0: The detection rate for 2021 was 72% while the detection rate for the year 2020 was 77%.

5.5 Detection Rate Comparison

Table 5.0 Detection Rate Comparison (2020 & 2021)

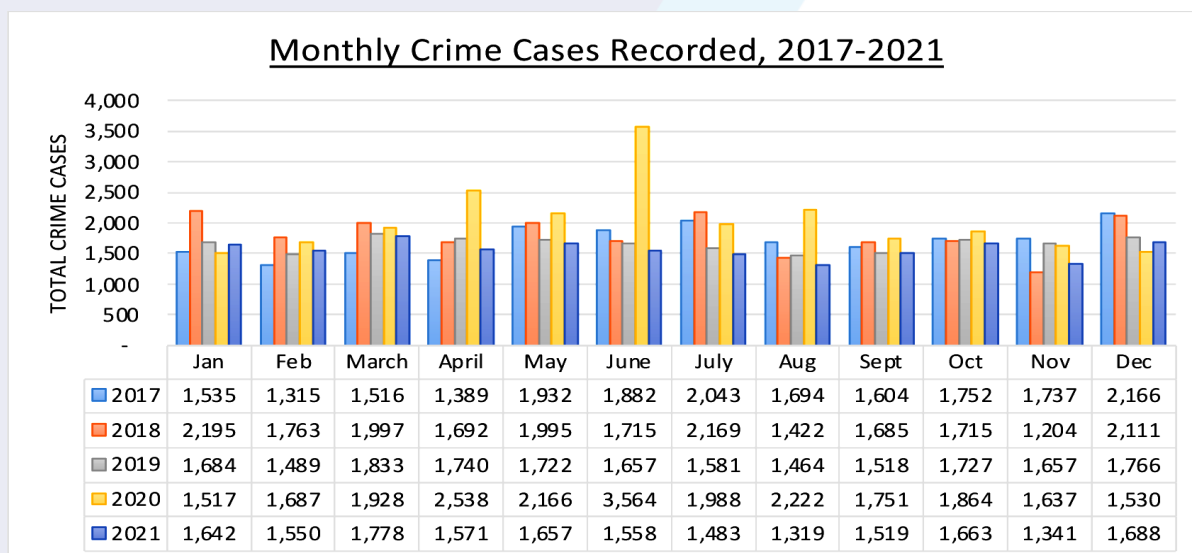
Police Station	Detected Cases	Total Crime Cases	Percent Detected	Detected Cases	Total Crime Cases	Percent Detected
South Subtotal	5,501	6,987	79%	4189	5660	74%
1. Navua	397	499	80%	402	485	83%
2. Vanuabalavu	18	19	95%	9	13	69%
3. Kadavu	172	186	92%	141	147	96%
4. Lami	394	519	76%	332	396	84%
5. Nasinu	1,247	1,520	82%	652	879	74%
6. Lakeba	40	60	67%	40	51	78%
7. Nabua	593	761	78%	517	647	80%
8. Raiwaqa	507	571	89%	431	593	73%
9. Samabula	535	636	84%	330	415	80%
10. Rotuma	6	6	100%	6	6	100%
11. Valelevu	1,592	2,210	72%	1,329	2,028	66%
West Subtotal	6,443	8,301	78%	4,828	6,642	73%
1. Border	39	39	100%	54	54	100%
2. Namaka	700	795	88%	330	400	83%
3. Ba	661	833	79%	705	955	74%
4. Nalawa	153	175	87%	123	167	74%
5. Keiyasi	89	128	70%	80	127	63%
6. Lautoka	1,781	2,558	70%	1,254	1,893	66%
7. Nadi	1,197	1,466	82%	935	1,186	79%
8. Sabeto	165	212	78%	138	177	78%
9. Rakiraki	334	437	76%	297	405	73%
10. Sigatoka	847	1,120	76%	582	839	69%
11. Tavua	332	393	84%	227	312	73%
12. Vatukoula	145	145	100%	103	127	81%
East Subtotal	2,375	3,154	75%	2,196	3,140	70%
1. Nausori	1,133	1,325	86%	967	1,423	68%

2. Nakasi	640	1,008	63%	553	796	69%
3. Korovou	226	351	64%	307	457	67%
4. Levuka	236	299	79%	217	271	80%
5. Vunidawa	140	171	82%	152	193	79%
North Subtotal	1,901	3,073	62%	1648	2,332	71%
1. Taveuni	239	534	45%	334	609	55%
2. Labasa	745	1,118	67%	500	641	78%
3. Nabouwalu	126	230	55%	117	166	70%
4. Seaqaqa	129	208	62%	112	138	81%
5. Savusavu	445	696	64%	416	556	75%
6. Tukavesi	217	287	76%	167	222	75%
Central Subtotal	2,577	2,877	90%	663	995	67%
1. Totogo	2,577	2,877	90%	663	995	67%
Grand Total	18,797	24,392	77%	13,524	18,769	72%

Table 5.0 shows the 35 police stations with their respective detected cases, total crime cases and percentage detected for the years 2020 and 2021. The police stations that have achieved above the 70% target in 2021 are; Navua, Kadavu, Lami, Nasinu, Lakeba, Nabua, Raiwaqa, Samabula, Rotuma, Border, Namaka, Ba, Nalawa, Nadi, Sabeto, Rakiraki, Tavua, Vatukoula, Levuka, Vunidawa, Labasa, Nabouwalu, Seaqaqa, Savusavu and Tukavesi.

5.6 Monthly Crime Cases Recorded

Graph 1.0 Monthly Crime Cases (2017 - 2021)



The bar graph above shows the monthly crime cases reported for the years 2017 - 2021. The months that have recorded high crime reports are as follows: July & December in 2017; January, July & December in 2018; March in 2019; April-June & August in 2020 and March & December in 2021.

5.7 Monthly Comparison of Criminal Offences

Table 6.0 Monthly Comparison of Criminal Offences (2021)

S/ No.	Criminal Offences	Jan	Feb	Mar	Apr	May	June	July	Aug	Sept	Oct	Nov	Dec	Total
Offences against the Administration of Lawful Authority														
1.	Abuse of office	0	1	0	0	0	0	0	1	4	0	0	0	6
2.	Bribery of public officials	1	3	0	1	1	1	1	1	4	0	0	1	14
3.	Conspiracy to defeat justice and interference with witnesses	0	1	0	0	0	1	0	0	0	0	0	0	2
4.	Destroying evidence	1	0	0	0	0	0	0	0	0	0	0	0	1
5.	Disobedience of lawful orders	9	3	5	14	2	0	2	1	4	5	3	8	56
6.	Escape from lawful custody	4	2	9	8	6	2	4	4	3	3	7	5	57
7.	False certificate by public officers	0	0	0	0	0	0	0	0	0	0	0	1	1
8.	False information to public servant	5	6	15	7	7	13	4	12	9	5	7	10	100
9.	Falsification of documents	0	1	0	0	1	0	1	0	25	2	2	18	50
10.	Forgery	0	0	1	0	0	0	0	0	23	73	0	0	97
11.	Possession of forged document	0	0	0	0	0	0	0	0	2	0	0	0	2
12.	Using forged document	0	0	1	1	0	0	0	0	0	0	3	0	5
Total		20	17	31	31	17	17	12	19	74	91	19	43	391
Sexual Offences														
13.	Abduction of person under 18 years of age with intent to have carnal knowledge	8	8	11	7	8	4	1	5	6	10	9	11	88
14.	Assault with intent to commit rape	1	0	0	0	0	0	0	1	0	0	0	0	2
15.	Attempt to commit rape	1	0	3	2	1	1	0	2	1	5	3	2	21
16.	Defilement of intellectually impaired persons	0	0	0	0	0	0	0	0	1	0	0	0	1
17.	Defilement of young persons between 13 and 16 years of age	6	10	28	8	54	9	0	8	5	9	16	14	167
18.	Indecent assault	13	20	36	12	12	5	3	11	13	34	14	28	201
19.	Indecently insulting or annoying any person	13	14	11	8	6	24	9	9	15	12	9	16	146
20.	Rape	44	12	26	8	13	23	12	28	43	24	27	18	278
21.	Sexual assaults	11	9	18	6	6	1	1	7	12	15	5	12	103
22.	Unnatural offence with animals	0	0	0	0	1	0	0	0	0	0	0	0	1
Total		97	73	133	51	101	67	26	71	96	109	83	101	1,008
Prostitution Offences														
23.	Loitering or soliciting for the purpose of prostitution	0	0	0	0	0	0	0	0	0	0	2	0	2
Total		0	0	0	0	0	0	0	0	0	0	2	0	2
Offences against the Person														
25.	Acts intended to cause Grievous harm	11	8	9	7	3	17	6	10	8	10	10	8	107
26.	Assault causing actual bodily harm	378	337	308	314	274	243	252	283	314	342	360	383	3,788

27.	Attempted infanticide	1	0	0	0	0	0	0	0	0	0	0	0	1
28.	Attempted murder	3	0	0	2	1	1	0	1	0	1	0	4	13
29.	Common assault	47	36	76	65	40	42	45	48	41	51	50	67	608
30.	Dealing in poisonous substances in negligent manner	1	0	0	0	0	0	0	0	0	0	0	0	1
31.	Grievous harm	7	3	3	6	4	1	2	2	0	5	1	5	39
32.	Incitement	1	0	0	0	0	0	0	0	0	0	0	0	1
33.	Kidnapping	1	0	0	0	0	0	0	0	0	0	0	0	1
34.	Kidnapping or abducting with intent to confine person	0	0	0	0	0	0	0	0	0	0	0	1	1
35.	Manslaughter	0	1	0	0	0	0	0	0	0	0	0	1	0
36.	Manslaughter arising from a breach of duty	0	0	1	0	0	0	0	0	1	0	0	0	0
37.	Murder		2	0	0	0	0	2		4	2	0	4	14
38.	Other negligent acts causing harm	0	0	0	0	0	0	0	0	1	1	0	0	0
39.	Reckless or negligent acts	2	0	0	1	0	0	0	3	1	0	0	7	0
40.	Serious assaults	30	20	39	22	53	34	27	33	32	40	24	49	403
41.	Unlawful wounding	5	1	2	3	4	2	5	0	2	2	4	4	34
	Wrongful confinement	1	1	1	0	0	0	0	0	1	4	1	2	11
	Total	486	410	439	419	380	340	340	377	405	458	450	528	5,032
	Offences against the Property													
42.	Attempted aggravated burglary	0	0	0	0	0	0	0	1	0	1	0	0	2
43.	Attempted aggravated robbery	0	0	0	0	0	0	0	0	0	0	1	0	1
44.	Attempted burglary	1	0	0	1	1	1	4	1	0	0	1	1	11
45.	Attempted robbery	0	0	1	0	0	1	0	1	0	0	0	0	3
46.	Attempted sacrilege	0	1	0	0	0	0	0	0	0	0	0	0	1
47.	Attempted theft	0	0	1	2	0	2	0	0	0	1	1	2	9
48.	Burglary	169	184	146	149	98	104	87	140	124	165	156	176	1,698
49.	Going equipped for theft or a property offence	0	0	0	1	0	12	0	0	1	0	0	0	3
50.	Making off without payment	1	1	2	0	0	2	0	1	0	0	1	1	9
51.	Receiving	2	2	5	1	0	1	1	1	2	2	1	2	20
52.	Robbery	19	16	13	14	3	12	12	13	17	27	13	31	190
53.	Sacrilege	1	3	2	1	2	2	1	2	0	2	1	3	20
54.	Theft	335	380	450	364	224	279	296	288	338	288	266	352	3,860
55.	Theft of Motor Vehicle	1	2	2	7	0	3	0	0	0	4	2	1	22
	Total	549	618	651	561	345	424	407	475	507	512	461	618	6,128
	Fraudulent Conduct													
56.	Conversion	0	1	0	0	0	0	0	1	0	1	0	0	3
57.	Conversion by a trustee	1	0	0	0	0	0	0	0	0	0	0	0	1

58.	False or misleading documents	0	0	0	2	0	0	0	0	0	1	0	0	3
59.	False or misleading Statements in applications	0	0	1	1	0	0	0	0	0	0	0	0	2
60.	False statements in applications	0	0	0	2	0	0	0	0	0	0	0	0	2
61.	General dishonesty	0	1	0	0	0	0	0	0	0	1	0	0	2
62.	General dishonesty-Causing a loss	2	1	1	29	0	0	1	1	11	3	0	10	59
63.	General dishonesty-Obtaining a gain	0	0	0	0	0	0	0	0	0	0	2	0	0
64.	Obtaining a financial Advantage by deception	9	25	5	4	18	7	4	14	3	59	7	10	165
65.	Obtaining goods by false pretences	0	0	1	0	0	0	0	0	0	0	0	0	1
66.	Obtaining money by false pretences	0	0	0	0	0	0	0	1	0	0	0	0	1
67.	Obtaining property by deception	0	5	1	29	0	1	1	18	13	10	2	6	86
68.	Personation in general	2	0	0	0	2	0	0	4	0	2	1	1	12
69.	Unwarranted demand with menaces	0	0	0	0	0	0	0	0	0	0	0	1	1
	Total	14	33	9	67	20	8	6	39	27	77	12	28	340
	Other Miscellaneous Offences													
70.	Accessories after the facts	0	0	0	1	0	0	0	0	0	0	0	0	1
71.	Arson	2	1	4	0	0	0	4	3	1	0	0	0	15
72.	Attempted damaging property	0	0	0	0	0	0	0	1	0	0	0	0	1
73.	Attempts to commit arson	0	1	1	0	0	1	0	2	1	0	1	1	8
74.	Common nuisance	7	5	10	6	18	23	21	18	23	12	14	13	170
75.	Criminal intimidation	47	53	65	57	58	37	60	76	77	69	72	76	747
76.	Criminal trespass	54	42	52	46	29	32	42	59	53	45	57	46	557
77.	Injuring animals	1	3	5	4	8	8	10	1	3	4	0	2	49
78.	Damaging property	86	57	87	52	54	65	74	54	63	72	53	80	797
79.	Setting fire to crops and growing plants	0	1	0	0	0	0	0	1	0	0	0	0	2
80.	Traffic in obscene publications	0	1	0	0	0	0	0	0	0	1	0	0	2
81.	Wearing of uniform without Lawful authority	0	0	0	0	0	0	0	0	0	0	0	1	1
	Total	197	164	224	166	167	166	211	215	221	203	197	219	2,350
	Offences against other Acts													
82.	Absconding bail conditions	0	0	0	0	0	1	0	0	0	0	0	0	1
83.	Breach of bail conditions	1	2	0	3	1	1	0	3	2	4	4	0	21
84.	Breach of DVRO	38	28	40	31	24	19	18	19	39	37	22	30	345

85.	Breach of suspended sentence order	2	3	1	1	9	3	1	0	6	1	3	4	34
86.	Causing harm by posting electronic communication	0	1	0	0	0	0	0	0	0	0	0	2	3
87.	Contraband items	0	0	0	0	0	1	0	0	0	0	0	0	1
88.	Disorderly conduct in the Police Station	0	0	0	0	1	0	0	1	0	0	0	0	2
89.	Drunk and disorderly	1	0	0	0	0	0	0	0	0	0	0	1	2
90.	Failure to comply with orders	166	132	169	197	534	447	382	2	0	1	0	0	2,030
91.	Failure to declararms & ammunition	0	0	0	0	0	0	0	0	3	0	0	0	3
92.	False representation in order to obtain a benefit	6	0	0	0	0	0	0	0	0	0	1	3	10
93.	Found in possession of explosives	0	0	0	0	0	0	0	0	0	1	1	0	2
94.	Import licences	0	0	0	0	0	0	0	0	3	0	0	0	3
95.	Malicious act	0	0	0	0	0	0	17	0	0	2	0	0	19
96.	Possession of arms and ammunitions without license	0	0	0	3	0	0	0	0	3	0	0	0	3
97.	Posting an intimate visual recording	0	0	0	0	0	0	0	0	0	0	0	1	1
98.	Power to take fingerprints etc	0	0	0	0	0	1	0	0	0	0	0	0	1
99.	Restriction on the use of the title "university"	0	1	0	0	0	0	0	0	0	0	0	0	1
100.	Threats and false statements respecting airports	0	0	0	0	0	0	0	0	1	0	0	0	1
101.	Throwing object	0	0	0	0	0	0	0	0	1	1	0	0	2
102.	Unlawful cultivation of illicit drugs	14	11	8	6	12	8	5	14	27	39	21	10	175
103.	Unlawful importation of illicit drugs	0	2	0	0	0	0	0	1	1	0	1	1	5
104.	Unlawful possession of illicit drugs	51	55	73	38	46	55	58	84	103	125	64	99	851
104.	Unlawful Procession	0	0	0	0	0	0	0	0	0	1	0	0	1
105.	Unlawful supply of Illicit drugs	0	0	0	0	0	0	0	0	0	1	0	0	1
	Total	279	235	291	276	627	536	481	123	189	213	117	151	3,518
	Grand Total	1,642	1,550	1,778	1,571	1,657	1,558	1,483	1,319	1,519	1,663	1,341	1,688	18,769

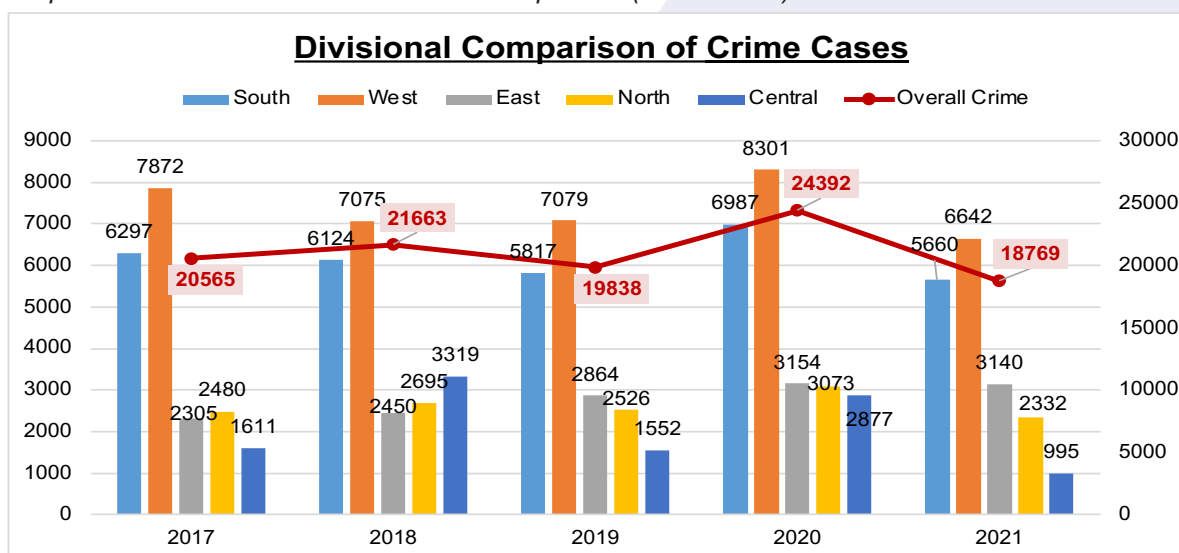
Table 6.0 shows the monthly comparison of crime cases for the year 2021. The months that have recorded high crime cases are March and December.

6.0 DIVISIONAL CRIME TREND

This section gives a detail examination of crime in Fiji's five main policing divisions during the five-year period (2017 - 2021). The crime statistics kept by the Fiji Police Crime Statistics Office is compiled under three hierarchies: stations, divisions and national.

6.1 Crime Cases Divisional Comparison

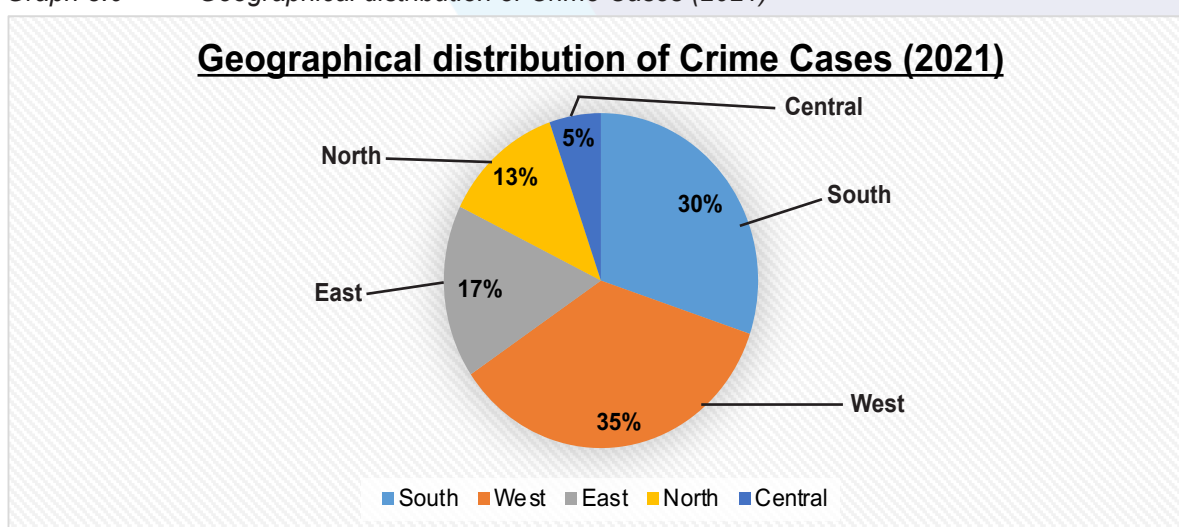
Graph 2.0 Crime Cases Divisional Comparison (2017 - 2021)



The Combination chart 6.1 shows that divisional comparison of the criminal cases for the years 2017 to 2021. The crime trend shows a downward slope indicating a decrease. In 2021, a total of 18,769 crime case were reported, while 2020 had 24,392 crime cases; a decrease of 23% (decrease of 5,623 crime cases). The Southern division recorded a decrease of 19%, Western division recorded a decrease of 20%, Eastern division recorded a decrease of 0.5%, and Northern division recorded a decrease of 24% and Central decreased by 65%.

6.2 Geographical Distribution of Crime Cases

Graph 3.0 Geographical distribution of Crime Cases (2021)

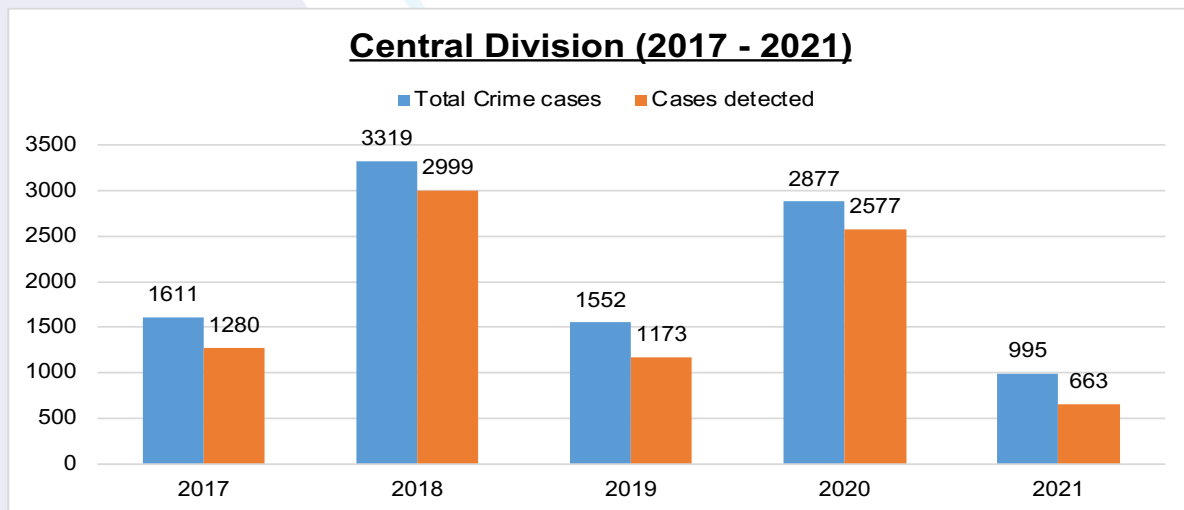


The above pie chart shows the geographical distribution of crime cases for the year 2021. From the overall 18,769 crime cases, the Western division recorded the highest with 6,642 cases (35%) followed by the Southern division with 5,660 cases (30%), the Eastern division with 3,140 cases (17%), Northern division with 2,332 cases (13%) and Central division with 995 cases (5%).

6.3 Central Division

6.3.1 Crime & Detection (2017 - 2021)

Graph 4.0 Central Division Crime & Detection (2017 - 2021)



The above graph shows the total number of crime cases recorded and detected for the years 2017 - 2021 for the Central division. The overall crime for the Central division in the year 2021 decreased by 65% when compared to the previous year and its detection rate was 67%.

6.3.2 Central Division Crime Trend (2017 - 2021)

Table 7.0 Central Division Crime Trend (2017 - 2021)

S/ No.	Criminal Offences	2017	2018	2019	2020	2021
Offences against the International Order						
1.	Offence of domestic trafficking in persons	0	2	0	0	0
2.	Offence of trafficking in persons	0	17	0	0	0
3.	Sexual servitude offences	0	2	0	0	0
	Total	0	21	0	0	0
Offences against the Administration of Lawful Authority						
4.	Abuse of office	0	4	6	2	6
5.	Aiding prisoners to escape	1	0	0	0	0
6.	Bribery of public officials	0	6	3	3	0
7.	Conspiracy to defeat justice and in interference with witnesses	1	0	0	0	1
8.	Disobedience of lawful orders	3	2	16	4	3
9.	Escape from lawful custody	29	20	14	3	4
10.	False information to public servant	7	21	10	17	14
11.	False statements as to obtain passport	2	0	0	0	0
12.	Falsification of documents	35	49	8	108	2
13.	Forgery	2	24	20	5	0
14.	Personating public officers	0	5	1	3	0

15.	Possession of falsified and forged documents	0	1	0	0	0
16.	Possession of forged document	0	0	0	1	0
17.	Using forged document	2	3	28	7	0
Sexual Offences						
18.	Abduction of person under 18 years of age with intent to have carnal knowledge	2	1	5	3	3
19.	Attempt to commit rape	0	0	0	2	0
20.	Defilement of intellectually impaired persons	0	0	1	0	0
21.	Defilement of young persons between 13 and 16 years of age	3	6	11	0	2
22.	Indecent assault	8	8	4	4	9
23.	Indecently insulting or annoying any person	9	18	5	4	17
24.	Rape	11	11	7	13	16
25.	Sexual assaults	0	1	2	1	5
Total		35	45	36	27	52
Prostitution Offences						
26.	Loitering or soliciting for the purpose of prostitution	0	0	1	0	0
Total		0	0	1	0	0
Offences against the Person						
27.	Acts intended to cause grievous harm	4	4	11	4	8
28.	Assault causing actual bodily harm	137	152	129	94	110
29.	Common assault	11	23	21	23	17
30.	Concealing the birth of child	1	0	0	0	0
31.	Disabling in order to commit an offence	0	0	1	0	0
32.	Grievous harm	1	2	1	0	0
33.	Manslaughter	0	0	1	0	0
34.	Murder	1	7	4	1	0
35.	Reckless or negligent acts	0	0	1	1	0
36.	Serious assaults	41	60	36	22	23
37.	Unlawful wounding	0	0	0	1	0
Total		196	248	205	146	158
Offences against the Property						
38.	Aggravated burglary	5	5	11	4	1
39.	Aggravated robbery	62	49	37	10	15
40.	Attempted aggravated robbery	0	1	0	0	0
41.	Attempted burglary	2	5	0	2	1
42.	Attempted robbery	2	3	2	1	0
43.	Attempted Sacrilege	0	0	0	0	1

44.	Attempted theft	0	1	0	3	3
45.	Burglary	115	118	89	64	72
46.	Going equipped for theft or a property offence	0	1	0	0	1
47.	Making off without payment	3	24	5	0	0
48.	Receiving	1	5	2	0	0
49.	Robbery	43	33	44	27	13
50.	Sacrilege	0	0	1	1	2
51.	Theft	499	486	317	1,916	311
52.	Theft of Motor Vehicle	14	8	8	3	3
	Total	746	739	516	2,031	423
	Fraudulent Conduct					
53.	Attempt to obtain property by deception	0	93	0	0	0
54.	Conspiracy to defraud - Causing a loss	1	0	0	0	0
55.	Conspiracy to defraud - Obtaining a gain	122	14	0	0	0
56.	Conversion	0	402	9	0	0
57.	Conversion by a trustee	0	63	63	0	0
58.	False or misleading documents	0	6	4	6	1
59.	False or misleading statements in applications	1	0	0	1	0
60.	False statements in applications	1	0	0	0	0
61.	Fraudulent falsification of accounts	5	235	9	48	0
62.	General dishonesty - Causing a loss	24	283	108	1	0
63.	General dishonesty - Obtaining a gain	1	11	0	0	1
64.	Obtaining a financial advantage by deception	190	315	236	101	56
65.	Obtaining credit by false pretences	0	8	0	0	0
66.	Obtaining goods by false pretences	2	70	4	0	1
67.	Obtaining property by deception	6	22	9	0	4
68.	Personation in general	1	0	1	0	1
69.	Serious computer offences	3	0	0	0	0
	Total	357	1,522	443	157	64
	Other Miscellaneous Offences					
70.	Arson	1	1	0	0	1
71.	Attempts to commit arson	0	0	0	0	1
72.	Common nuisance	1	0	0	0	2
73.	Criminal intimidation	11	12	7	5	6
74.	Criminal trespass	8	15	13	13	11
75.	Damaging property	46	56	74	29	83
76.	Traffic in obscene publications	0	0	0	1	0

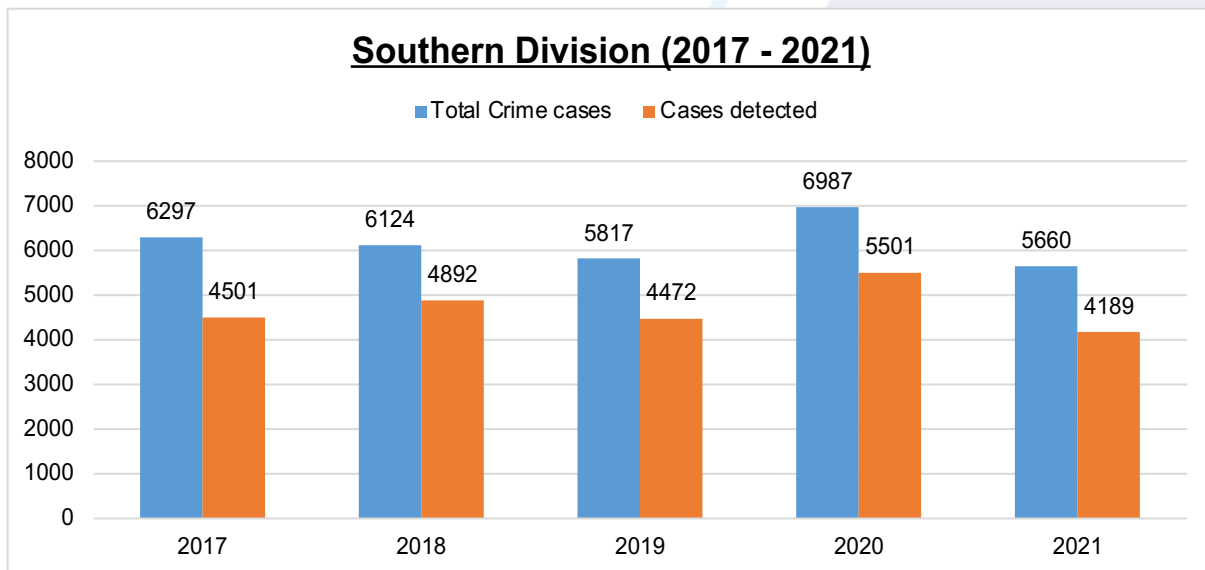
77.	Wearing of uniform without lawful authority	0	0	0	0	1
	Total	67	84	94	48	105
	Offences against Other Acts					
78.	Breach of DVRO	13	16	21	21	11
79.	Breach of probation of offenders	0	0	1	0	0
80.	Breach of suspended sentence order	0	1	0	1	0
81.	Causing harm by posting electronic communication	0	0	0	0	3
82.	Contraband items	0	4	3	0	1
83.	Fail to declare currency at the border	3	0	0	0	0
84.	Failure to comply with orders	0	0	0	158	103
85.	False representation in order to obtain a benefit	0	3	0	1	6
86.	Harbouring a prisoner	0	2	0	0	0
87.	Incitement to violence and disobedience of the law	0	0	0	1	0
88.	Malicious act	0	0	1	11	0
89.	Money laundering	6	348	0	1	0
90.	Operating as real estate agent without a valid licence	0	2	0	0	0
91.	Posting an intimate visual recording	0	0	0	0	1
92.	Proceeds of crime	2	1	0	1	0
93.	Restriction on the use of the title "university"	0	0	0	0	1
94.	Throwing object	0	1	0	0	0
95.	Unlawful cultivation of illicit drugs	3	4	2	0	0
96.	Unlawful entry of prohibited articles	0	3	1	1	0
97.	Unlawful gambling	0	0	5	0	0
99.	Unlawful importation of illicit drugs	3	3	3	0	1
100.	Unlawful possession of illicit drugs	98	136	114	117	36
101.	Unlawful transportation of illicit drugs	0	1	0	1	0
102.	Usage of illicit drugs	0	0	0	1	0
	Total	128	525	151	315	163
	Grand Total	1,611	3,319	1,552	2,877	995

Table 7.0 shows the Central division's five year crime trend from 2017 to 2021. Overall crime recorded a decrease of 65% in 2021 when compared to 2020.

6.4 Southern Division

6.4.1 Crime & Detection (2017-2021)

Graph 5.0 Southern Division Crime & Detection (2017 - 2021)



The above graph shows the total number of crime cases recorded and detected from 2017 to 2021. For the Southern division, overall crime decreased by 19% in 2021 when compared to the previous year.

6.4.2 Southern Division - Police Stations & Crime Offences (2017 - 2021)

Table 8.0 Southern Division - Police Stations & Crime Offences (2017 - 2021)

S/ No.	Southern Police Stations	2017	2018	2019	2020	2021
1.	Navua	303	342	299	397	402
2.	Vanuabalavu	16	7	4	18	9
3.	Kadavu	93	140	138	172	141
4.	Lami	336	448	230	394	332
5.	Nasinu	547	689	1,183	1,247	652
6.	Lakeba	90	99	60	40	40
7.	Nabua	678	548	540	593	517
8.	Raiwaqa	463	532	402	507	431
9.	Samabula	263	388	283	535	330
10.	Rotuma	8	8	2	6	6
11.	Valelevu	1,704	1,691	1331	1,592	1,329
	Total	4,501	4,892	4,472	5,501	4,189

Table 8.0 shows the number of crime cases recorded at each police station in the Southern division for the past five years. The police stations that recorded high crime cases during the five year period are Valelevu, Nasinu, Nabua, Raiwaqa & Samabula.

6.4.3 Southern Division Crime Trend (2017 - 2021)

Table 9.0 Southern Division Crime Trend (2017 - 2021)

S/ No.	Criminal Offences	2017	2018	2019	2020	2021
	Treason & Other Offences against Government Authority					
1.	Seditious offences	1	0	0	0	0
	Total	1	0	0	0	0
	Offences against the International Order					
2.	Offence of domestic trafficking in persons	0	0	0	1	0
	Total	0	0	0	1	0
	Offences against the Administration of Lawful Authority					
3.	Aiders, abettors, suborners, etc	2	0	0	0	0
4.	Aiding prisoners to escape	1	0	0	0	0
5.	Bigamy	0	0	1	0	0
6.	Bribery of public officials	4	7	2	1	5
7.	Conspiracy to defeat justice and interference with witnesses	0	0	1	1	0
8.	Destroying evidence	0	0	1	1	0
9.	Disobedience of lawful orders	3	21	73	28	12
10.	Escape from lawful custody	35	49	49	52	32
11.	False information to public servant	38	31	43	65	34
12.	Falsification of documents	69	209	54	65	
13.	Forgery	1	2	3	0	74
14.	Giving information derived from false or misleading documents	1	0	1	0	0
15.	Perjury	2	0	0	0	0
16.	Personating public officers	0	9	5	3	0
17.	Possession of forged document	0	0	3	0	0
18.	Using forged document	1	5	1	0	2
19.	Uttering and possession with intent to utter counterfeit coin or note	0	0	1	0	0
	Total	157	333	238	216	159
	Sexual Offences					
20.	Abduction of person under 18 years of age with intent to have carnal knowledge	25	31	32	27	29
21.	Assault with intent to commit rape	2	1	0	0	1
22.	Attempt to commit rape	6	5	5	6	3
23.	Defilement of children under 13 years of age	2	1	0	0	0
24.	Defilement of young persons between 13 and 16 years of age	45	32	37	37	24
25.	Incest	0	0	0	2	0
26.	Indecent assault	50	63	52	61	64

27.	Indecently insulting or annoying any person	171	102	50	49	29
28.	Rape	53	60	98	96	84
29.	Sexual assaults	36	30	35	54	38
	Total	390	325	309	332	272
	Prostitution Offences					
30.	Buying minors under the age of 18yrs for immoral purposes	3	0	0	1	0
31.	Loitering or soliciting for the purpose of prostitution	0	0	0	22	0
32.	Person living on earnings of prostitution or persistently soliciting	1	0	0	0	0
	Total	4	0	0	23	0
	Offences against the Person					
33.	Acts intended to cause grievous harm	34	56	32	46	30
34.	Assault causing actual bodily harm	835	970	820	810	708
35.	Attempted acts intended to cause grievous harm	0	6	0	0	0
36.	Attempted murder	1	2	3	3	3
37.	Child stealing	1	2	0	0	0
38.	Common assault	96	153	105	107	108
39.	Dealing in poisonous substances in negligent manner	0	0	0	0	1
40.	Failure to supply necessities	0	2	0	0	0
41.	Grievous harm	11	13	10	16	8
42.	Incitement	0	0	0	0	1
43.	Infanticide	1	0	0	0	0
44.	Manslaughter	0	1	v	1	v
45.	Murder	3	1	8	2	1
46.	Other negligent acts causing harm	0	1	0	0	0
47.	Reckless or negligent acts	4	4	7	5	1
48.	Serious assaults	67	128	117	151	174
49.	Unlawful wounding	18	26	16	9	16
50.	Wrongful confinement	4	3	1	2	2
	Total	1,075	1,368	1,119	1,152	1,053
	Offences against the Property					
51.	Aggravated burglary	25	30	14	22	23
52.	Aggravated robbery	54	85	37	27	49
53.	Attempted aggravated burglary	0	0	0	0	1
54.	Attempted aggravated robbery	0	0	0	2	0
55.	Attempted burglary	7	7	4	4	8
56.	Attempted robbery	5	2	1	2	2
57.	Attempted theft	2	3	0	1	2

58.	Burglary	226	207	137	132	134
59.	Going equipped for theft or a property offence	6	9	2	1	2
60.	Making off without payment	12	10	12	8	1
61.	Receiving	18	11	11	12	8
62.	Robbery	46	40	39	36	50
63.	Sacrilege	1	2	3	1	2
64.	Theft	1,031	849	1,269	981	487
65.	Theft of Motor Vehicle	17	22	16	8	4
	Total	1,450	1,277	1,545	1,237	773
	Fraudulent Conduct					
66.	Attempt to obtain a financial advantage by deception	1	0	0	0	0
67.	Conspiracy to defraud - Causing a loss	0	0	1	1	0
68.	Conversion	1	7	141	100	2
69.	False or misleading documents	10	5	17	0	0
70.	False or misleading information	1	0	3	0	0
71.	False or misleading statements in applications		2	0	0	0
72.	Fraudulent falsification of accounts	8	8	93	49	0
73.	General dishonesty - Causing a loss	92	83	21	31	54
74.	General dishonesty - Obtaining a gain	20	0	2	0	1
75.	Obtaining a financial advantage by deception	464	291	126	131	39
76.	Obtaining cash by false pretences	3	0	0	2	0
77.	Obtaining goods by false pretences	3	0	0	0	0
78.	Obtaining property by deception	28	24	5	78	30
79.	Personation in general	2	2	2	1	3
	Total	633	422	411	393	129
	Other Miscellaneous Offences					
80.	Accessories after the facts	1	0	0	0	1
81.	Arson	2	4	1	3	1
82.	Attempted damaging property	0	0	0	0	1
83.	Attempting to set fire to crops	2	0	0	0	0
84.	Attempts to commit arson	4	2	2	1	2
85.	Common nuisance	6	12	8	15	11
86.	Criminal intimidation	178	190	177	151	182
87.	Criminal trespass	134	134	103	107	128
88.	Illegal sale of noxious food or drink	0	1	0	0	0
89.	Injuring animals	1	3	0	0	2
90.	Damaging Property	188	236	159	161	167

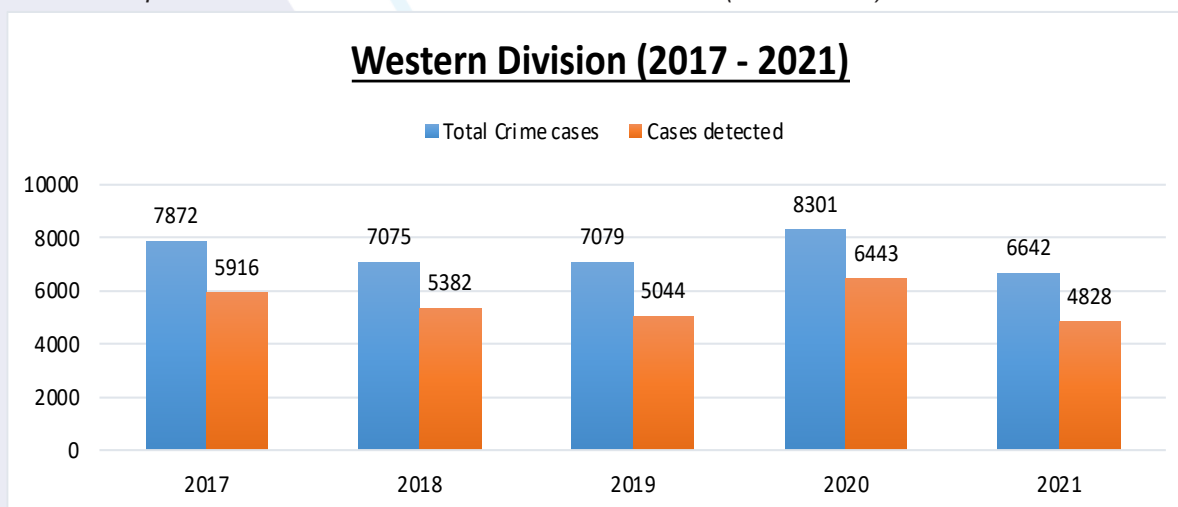
91.	Traffic in obscene publications	1	0	0	0	0
	Total	517	582	450	438	495
	Offences against Other Acts					
92.	Absconding bail conditions	2	66	0	2	1
93.	Breach of bail conditions	0	36	9	11	8
94.	Breach of DVRO	98	129	99	86	96
96.	Disorderly conduct in the police station	6	3	6	5	2
97.	Drinking liquor in public place	0	0	0	1	0
98.	Drunk and disorderly	3	2	0	0	1
99.	Failure to comply with orders	0	0	0	1,316	852
100.	Failure to declare arms & ammunition	0	0	0	0	3
101.	Harbouring a prisoner	1	3	0	1	0
102.	Import licences	0	0	0	0	3
103.	Indecent language in public place	0	0	0	1	0
104.	Malicious act	0	0	0	0	12
105.	Money laundering	0	1	0	0	0
106.	Operating as real estate agent without a valid licence	1	0	0	0	0
107.	Possession of arms and ammunitions without license	0	0	0	0	3
108.	Power to take fingerprints etc	0	0	0	0	1
109.	Throwing object	0	1	0	0	2
110.	Unlawful cultivation of illicit drugs	18	22	23	38	61
111.	Unlawful importation of illicit drugs	1	3	0	0	0
112.	Unlawful possession of illicit drugs	140	315	261	247	253
113.	Unlawful Procession	0	0	0	0	1
114.	Unlawful supply of illicit drugs	1	0	0	0	0
115.	Use of certain titles or description prohibited of the medical and dental practitioner	1	0	0	0	0
	Total	274	585	400	1,709	1,308
	Grand Total	4,501	4,892	4,472	5,501	4,189

Table 9.0 shows the Southern division's five year crime trend for the years 2017-2021. Overall crime recorded a decrease of 24% in 2021 when compared to 2020.

6.5 Western Division

6.5.1 Crime & Detection (2017 - 2021)

Graph 6.0 Western Division Crime & Detection (2017 - 2021)



The graph above shows the total number of crime cases recorded and detected from 2017-2021 for the Western division. Overall crime decreased by 20% when compared to the previous year.

6.5.2 Western Division - Police Stations & Crime Offences (2017 - 2021)

Table 10.0 Western Division - Police Stations & Crime Offences (2017 - 2021)

S/ No.	Western Police Stations	2017	2018	2019	2020	2021
1.	Border	169	81	73	39	54
2.	Namaka	681	714	664	795	400
3.	Ba	1,001	719	658	833	955
4.	Nalawa	121	113	158	175	167
5.	Keiyasi	82	69	96	128	127
6.	Lautoka	2,152	2,221	1,883	2,558	1,893
7.	Nadi	1,521	1,317	1,603	1,466	1,186
8.	Sabeto	318	280	247	212	177
9.	Rakiraki	430	472	413	437	405
10.	Sigatoka	1,009	762	895	1,120	839
11.	Tavua	249	246	279	393	312
12.	Vatukoula	139	81	110	145	127
	Total	7,872	7,075	7,079	83,01	6,642

The table shows the number of crime cases recorded at various police stations in the Western division over the past five years. Among them, Lautoka, Nadi, Sigatoka, and Ba police stations stand out as the ones with the highest recorded crime cases during the five-year period.

6.5.3 Western Division Crime Trend (2017 - 2021)

Table 11.0 Western Division Crime Trend (2017 - 2021)

S/ No.	Criminal Offences	2017	2018	2019	2020	2021
Treason & Other Offences against Government Authority						
1.	Urging political violence or inciting communal antagonism	1	0	0	0	0
	TOTAL	1	0	0	0	0
Offences against the International Order						
2.	Offence of trafficking in persons	5	0	1	1	0
3.	Providing a travel document to be used by a person who is not an owner	0	0	1	0	0
	TOTAL	5	0	2	1	0
Offences against the Administration of Lawful Authority						
4.	Abuse of office	0	0	0	1	0
5.	Aiders, abettors, suborners, etc	2	0	0	0	0
6.	Aiding prisoners to escape	3	0	0	0	0
7.	Bribery of public officials	9	6	1	9	3
8.	Conspiracy to defeat justice and interference with witnesses	3	2	0	2	0
9.	Destroying evidence	0	0	3	2	1
10.	Disobedience of lawful orders	14	24	66	19	20
11.	Escape from lawful custody	27	21	19	7	10
12.	False certificate by public officers	0	0	0	0	1
13.	False information to public servant	32	32	42	53	19
14.	False statement to obtain birth certificate	1	0	0	0	0
15.	False statements on oath	0	0	0	8	0
16.	False statements with reference to marriage	1	0	0	0	0
17.	False statutory declaration without oath	0	0	0	1	0
18.	Falsification of documents	31	66	33	70	19
19.	Forgery	21	13	3	8	23
20.	Giving information derived from false or misleading documents	0	0	0	1	0
21.	Personating public officers	0	4	6	6	0
22.	Perverting the cause of justice	1	0	0	0	0
23.	Possession of forged document	1	0	2	0	2
24.	Receiving a bribe	2	0	0	0	0
25.	Receiving a corrupt benefit	0	0	0	1	0
26.	Using forged document	27	28	2	8	2
27.	Uttering and possession with intent to utter counterfeit coin or note	1	1	0	9	0
	TOTAL	176	197	177	205	100

Sexual Offences						
28.	Abduction of person under 18 years of age with intent to have carnal knowledge	68	54	43	45	32
29.	Aiding and abetting another person to have carnal knowledge without consent	0	0	1	0	0
30.	Assault with intent to commit rape	1	1	1	0	0
31.	Attempt to commit rape	16	8	10	5	13
32.	Defilement of children under 13 years of age	4	0	1	0	0
33.	Defilement of intellectually impaired persons	1	0	0	0	1
34.	Defilement of young persons between 13 and 16 years of age	53	39	27	30	96
35.	Householder permitting defilement of a person under 16 years of age on premises	0	0	0	1	0
36.	Indecent assault	93	106	90	75	63
37.	Indecently insulting or annoying any person	107	77	65	62	49
38.	Rape	181	66	99	118	83
39.	Sexual assaults	23	44	22	43	27
TOTAL		547	395	359	379	364
Prostitution Offences						
40.	Loitering or soliciting for the purpose of prostitution	0	0	0	1	2
TOTAL		0	0	0	1	2
Offences against the Person						
41.	Acts intended to cause grievous harm	24	34	24	33	21
42.	Aiding and abetting acts intended to cause grievous harm	0	0	0	3	0
43.	Assault causing actual bodily harm	1,577	1,358	1,508	1,646	1,393
44.	Attempted infanticide	0	0	0	0	1
45.	Attempted murder	4	5	1	3	7
46.	Child stealing	0	1	0	0	0
47.	Common assault	237	240	258	289	236
48.	Grievous harm	32	20	19	18	16
49.	Incitement	0	1	1	0	0
50.	Infanticide	0	1	0	0	0
51.	Kidnapping	2	1	2	0	1
52.	Kidnapping or abducting with intent to confine person	0	0	1	0	1
53.	Manslaughter	1	2	1	1	1
54.	Manslaughter arising from a breach of duty	0	1	0	0	1
55.	Murder	5	3	11	8	7
56.	Other negligent acts causing harm	0	0	0	0	1
57.	Reckless or negligent acts	4	4	7	2	3
58.	Serious assaults	95	114	136	137	117

59.	Unlawful wounding	95	114	136	137	117
60.	Wrongful confinement	5	4	4	8	7
	TOTAL	2,001	1,801	1,977	2,156	1,826
	Offences against the Property					
61.	Aggravated burglary	19	19	38	36	46
62.	Aggravated robbery	78	83	79	40	29
63.	Attempted aggravated burglary	0	1	0	0	1
64.	Attempted aggravated robbery	0	0	0	1	1
65.	Attempted burglary	6	1	1	6	1
66.	Attempted robbery	2	1	2	3	0
67.	Attempted theft	1	2	0	0	3
68.	Burglary	755	704	772	598	549
69.	Going equipped for theft or a property offence	2	1	0	1	0
70.	Making off without payment	8	6	16	14	5
71.	Receiving	15	10	21	18	10
72.	Robbery	45	34	50	25	15
73.	Sacrilege	20	12	32	13	8
74.	Theft	2,127	2,220	1,894	1,864	1,642
75.	Theft of Motor Vehicle	15	26	16	19	12
	TOTAL	3,093	3,120	2,921	2,638	2,322
	Fraudulent Conduct					
76.	Attempt to obtain a financial advantage by deception	0	0	1	1	0
77.	Conspiracy to defraud - Causing a loss	0	34	0	0	0
78.	Conspiracy to defraud - Causing a loss	0	34	0	0	0
79.	Conversion	1	2	23	0	0
80.	Conversion by a trustee	0	0	63	0	0
81.	False or misleading documents	0	0	2	0	2
82.	False or misleading information	1	0	0	2	0
83.	False or misleading statements in applications	0	0	0	0	2
84.	False statements in applications	0	0	0	0	2
85.	Fraudulent falsification of accounts	11	0	0	0	0
86.	General dishonesty - Causing a loss	26	13	9	6	4
87.	General dishonesty - Obtaining a gain	1	0	0	0	0
88.	Obtaining a financial advantage by deception	175	82	53	102	42
89.	Obtaining cash by false pretences	1	0	0	0	0
90.	Obtaining financial advantage	0	0	0	1	0
91.	Obtaining goods by false pretences	1	5	1	3	0

92.	Obtaining money by false pretences	0	0	1	0	0
93.	Obtaining property by deception	111	28	31	6	51
94.	Personation in general	16	0	2	6	5
95.	Possession or control of thing with intent to dishonestly obtain or deal in personal financial information	4	0	0	0	0
96.	Unauthorised modification of restricted data	0	0	32	0	0
97.	Unwarranted demand with menaces	0	1	0	0	0
	TOTAL	348	165	218	127	108
	Other Miscellaneous Offences					
98.	Accessories after the facts	0	1	0	0	0
99.	Arson	2	10	5	6	5
100.	Attempting to set fire to crops	0	1	0	0	0
101.	Attempts to commit arson	1	3	2	0	1
102.	Common nuisance	11	27	34	35	57
103.	Criminal intimidation	153	165	182	257	262
104.	Criminal trespass	181	162	187	200	170
105.	Entering into the designated area	3	5	4	0	0
106.	Injuring animals	26	15	23	15	21
107.	Damaging Property	258	292	317	322	258
108.	Removing boundary marks with intent to defraud	1	0	0	0	0
109.	Setting fire to crops and growing plants	1	3	1	1	2
110.	Traffic in obscene publications	3	5	2	1	2
111.	Wearing of uniform without lawful authority	0	0	0	2	0
	TOTAL	640	689	757	839	778
	Offences against Other Acts					
112.	Absconding bail conditions	588	0	0	0	0
113.	Administration of illicit drugs	0	2	0	1	0
114.	Bomb threat	0	0	1	0	0
115.	Breach of bail conditions	0	1	0	3	0
116.	Breach of DVRO	113	80	98	129	80
117.	Breach of suspended sentence order	5	8	1	1	1
118.	Disorderly conduct in the police station	3	0	0	2	0
119.	Drunk and disorderly	0	0	2	1	0
120.	Fail to confine animals	0	0	0	1	0
121.	Fail to declare currency at the border	48	14	0	0	0
122.	Failure to comply with orders	0	0	0	1,129	681
123.	Failure to declare ammunition to customs officer	1	0	0	0	0

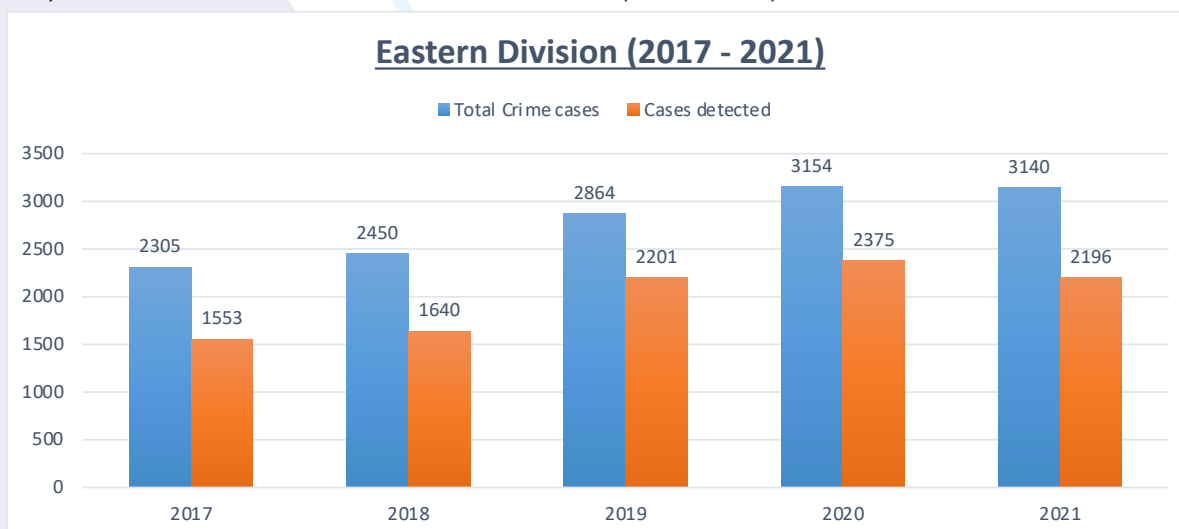
124.	Failure to declare arms & ammunition	0	1	0	0	0
125.	False representation in order to obtain a benefit	8	1	3	3	1
126.	Found in possession of controlled chemicals & equipments	0	0	2	0	0
127.	Found in possession of explosives	0	0	1	0	2
128.	Harbouring a prisoner	2	11	3	1	0
129.	Import licences	1	0	0	0	0
130.	Liability for damaged caused by fire	0	1	0	0	0
131.	Malicious act	0	0	0	1	6
132.	Money laundering	0	200	13	0	0
133.	Neglect to comply with directions of a medical officer	0	0	0	2	0
134.	Operating as real estate agent without a valid licence	0	1	2	0	0
135.	Pornographic activities involving juvenile	0	0	0	2	0
136.	Possession of arms and ammunitions without license	1	0	0	0	0
137.	Proceeds of crime	3	0	0	15	0
138.	Security of arms and ammunition	1	0	0	0	0
139.	Space to be cleared around land before fire is made	1	0	0	0	0
140.	Threats and false statements respecting airports	1	17	5	6	1
141.	Throwing object	0	1	1	0	0
142.	Unlawful assembly	0	0	1	0	0
143.	Unlawful cultivation of illicit drugs	43	65	45	40	50
144.	Unlawful exportation of illicit drugs	0	0	2	0	0
145.	Unlawful importation of illicit drugs	2	5	1	1	4
146.	Unlawful possession of illicit drugs	236	297	483	612	316
147.	Unlawful transfer and supply of illicit drugs	1	0	0	0	0
148.	Unlawful transportation of illicit drugs	0	0	0	2	0
149.	Unruly passenger	3	3	4	2	0
150.	Using abusive language in public place	0	0	0	1	0
TOTAL		1,061	708	668	1,955	1,142
Grand Total		7,872	7,075	7,079	8,301	6,642

Table 11.0 shows the Western division's five year crime trend from 2017 - 2021. Overall crime recorded a decrease of 20% in 2021 when compared to 2020.

6.6 Eastern Division

6.6.1 Crime & Detection (2017 - 2021)

Graph 7.0 Eastern Division Crime & Detection (2017 - 2021)



The graph above shows the total number of crime cases recorded and detected for the years 2017 to 2021 for the Eastern division. The division recorded a decrease of 0.5% in overall crime in 2021 when compared to 2020.

6.6.2 Eastern Division - Police Stations & Crime Offences (2017 - 2021)

Table 12.0 Eastern Division - Police Stations & Crime Offences (2017 - 2021)

S/ No.	Eastern Police Stations	2017	2018	2019	2020	2021
1.	Nausori	1,200	1,262	1,504	1,325	1,423
2.	Nakasi	494	473	664	1,008	796
3.	Korovou	248	281	246	351	457
4.	Levuka	192	289	294	299	271
5.	Vunidawa	171	145	156	171	193
	Total	2,305	2,450	2,864	3,154	3,140

The table above shows the number of crime cases recorded at each police station in the Eastern division for the past five years. The police stations that recorded the highest in crime during the five year period are Nausori, Nakasi and Korovou.

6.6.3 Eastern Division Crime Trend (2017 - 2021)

Table 13.0 Eastern Division Crime Trend (2017 - 2021)

S/ No.	Criminal Offences	2017	2018	2019	2020	2021
	Offences against the Administration of Lawful Authority					
1.	Bribery	0	0	0	0	5
2.	Bribery of public officials	2	3	1	7	1
3.	Conspiracy to defeat justice and interference with witnesses	2	0	0	1	0

4.	Destroying evidence	1	4	0	0	0
5.	Disobedience of lawful orders	1	4	22	23	21
6.	Escape from lawful custody	5	6	3	6	10
7.	False information to public servant	8	15	13	27	21
8.	Falsification of documents	0	14	20	2	29
9.	Forgery	3	2	100	0	0
10.	Personating public officers	0	2	0	2	0
11.	Perverting the cause of justice	0	1	0	0	0
12.	Possession of forged document	0	0	2	0	0
13.	Receiving a bribe	0	0	0	1	0
14.	Receiving a corrupt benefit	0	0	0	1	0
15.	Using forged document	1	1	3	0	1
	TOTAL	23	52	164	70	88
	Sexual Offences					
16.	Abduction of person under 18 years of age with intent to have carnal knowledge	7	25	17	7	10
17.	Aiding to commit rape	0	0	0	5	0
18.	Assault with intent to commit rape	0	3	0	1	0
19.	Attempt to commit rape	1	1	3	9	1
20.	Defilement of children under 13 years of age	0	0	1	0	0
21.	Defilement of intellectually impaired persons	0	1	1	1	0
22.	Defilement of young persons between 13 and 16 years of age	7	31	17	21	18
23.	Householder permitting defilement of a person under 16 years of age on premises	0	0	1	0	0
24.	Incest	2	0	0	0	0
25.	Indecent assault	30	35	30	30	25
26.	Indecently insulting or annoying any person	44	41	23	43	24
27.	Rape	37	28	78	80	43
28.	Sexual assaults	21	25	31	34	20
29.	Unnatural offence with animals	0	0	0	0	1
	TOTAL	149	190	202	231	142
	Offences against the Person					
30.	Acts intended to cause grievous harm	27	17	22	27	19
31.	Assault causing actual bodily harm	518	558	597	687	804
32.	Attempted murder	0	1	2	1	3
33.	Common assault	75	97	83	99	104
34.	Failure to supply necessities	0	0	0	1	0
35.	Grievous harm	5	7	4	7	11

36.	Infanticide	0	0	1	0	0
37.	Kidnapping	2	0	0	0	0
38.	Maliciously administering poison with intent to harm	1	0	0	0	0
39.	Manslaughter	0	0	1	0	0
40.	Manslaughter arising from a breach of duty	0	0	0	1	0
41.	Murder	1	2	1	4	2
42.	Reckless or negligent acts	2	1	0	1	1
43.	Serious assaults	38	61	81	85	62
44.	Unlawful wounding	3	5	6	5	5
45.	Wrongful confinement	2	4	2	2	2
	TOTAL	674	753	800	920	1,013
	Offences against the Property					
46.	Aggravated burglary	9	21	10	5	6
47.	Aggravated robbery	23	22	17	20	14
48.	Attempted burglary	1	3	0	3	0
49.	Attempted robbery	1	0	0	0	0
50.	Burglary	192	184	173	141	177
51.	Going equipped for theft or a property offence	0	0	0	1	0
52.	Making off without payment	6	3	2	3	2
53.	Receiving	1	4	2	6	1
54.	Robbery	15	14	17	12	15
55.	Sacrilege	2	6	4	1	2
56.	Theft	592	557	731	532	586
57.	Theft of Motor Vehicle	9	10	7	5	0
	TOTAL	851	824	963	729	803
	Fraudulent Conduct					
58.	Conspiracy to defraud - Causing a loss	0	1	0	0	0
59.	Conversion	0	0	113	0	1
60.	Conversion by a trustee	0	0	0	0	1
61.	Dishonestly obtaining or dealing in personal financial information	0	0	1	0	0
62.	False or misleading documents	0	0	1	0	0
63.	Fraudulent falsification of accounts	0	0	0	15	0
64.	General dishonesty	0	0	0	0	1
65.	General dishonesty - Causing a loss	52	9	2	20	1
66.	General dishonesty - Obtaining a gain	0	1	3	2	0
67.	Obtaining a financial advantage by deception	50	20	43	23	13
68.	Obtaining cash by false pretences	0	1	0	2	0

69.	Obtaining goods by false pretences	0	0	6	0	0
70.	Obtaining money by false pretences	0	0	0	0	1
71.	Obtaining property by deception	1	10	0	5	1
72.	Personation in general	2	0	5	1	3
73.	Unauthorised modification of data to cause impairment	0	1	0	0	0
74.	Unwarranted demand with menaces	0	0	0	0	1
	TOTAL	105	43	174	68	23
	Other Miscellaneous Offences					
75.	Arson	1	1	2	0	3
76.	Attempts to commit arson	1	0	0	2	1
77.	Common nuisance	16	14	20	12	16
78.	Criminal intimidation	73	83	77	101	132
79.	Criminal trespass	106	90	90	135	141
80.	Injuring animals	11	9	5	7	13
81.	Damaging Property	107	124	137	134	168
82.	Removing boundary marks with intent to defraud	0	1	0	0	0
83.	Wearing of uniform without lawful authority	0	0	0	1	0
84.	Wilful damage to survey and boundary marks	0	1	0	0	0
	TOTAL	315	323	331	392	474
	Offences against Other Acts					
85.	Absconding bail conditions	0	2	0	0	0
86.	Breach of bail conditions	0	3	0	1	5
87.	Breach of DVRO	86	85	64	89	124
88.	Breach of suspended sentence order	0	1	4	3	7
89.	Disorderly conduct in the police station	0	6	1	7	0
90.	Drunk and disorderly	0	2	0	1	0
91.	Fail to declare currency at the border	2	0	0	0	0
92.	Failure to comply with orders	0	0	0	455	320
93.	False representation in order to obtain a benefit	5	1	0	0	0
89.	Disorderly conduct in the police station	0	6	1	7	0
90.	Drunk and disorderly	0	2	0	1	0
91.	Fail to declare currency at the border	2	0	0	0	0
92.	Failure to comply with orders	0	0	0	455	320
93.	False representation in order to obtain a benefit	5	1	0	0	0
94.	Malicious act	0	0	0	1	1
95.	Possession of arms and ammunitions without license	0	0	1	0	0
96.	Security of arms and ammunition	0	1	1	0	0

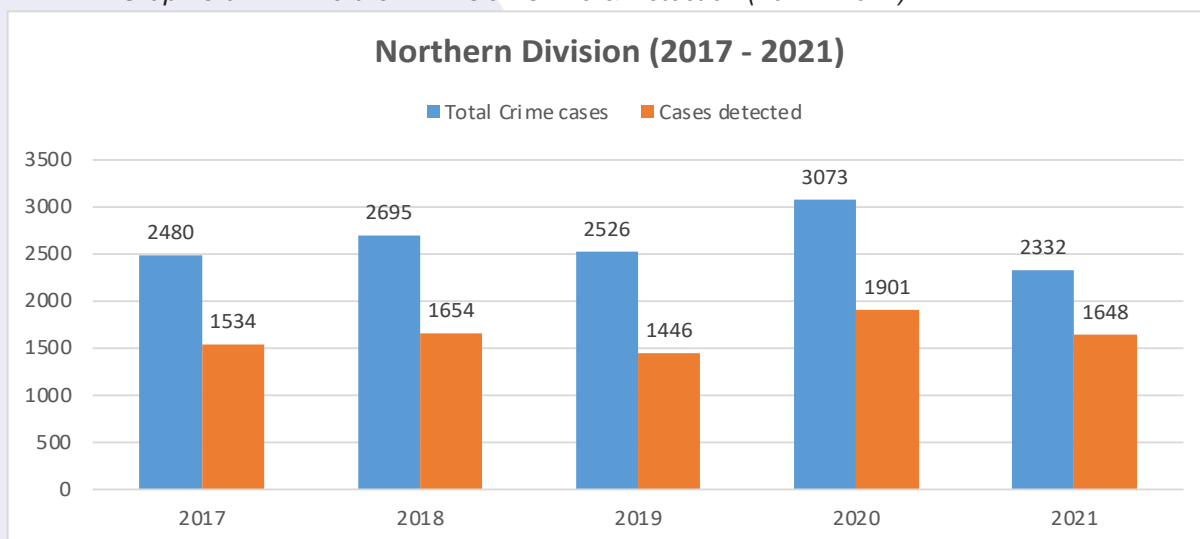
97.	Unlawful cultivation of illicit drugs	17	20	19	11	17
98.	Unlawful possession of illicit drugs	78	144	140	176	123
	TOTAL	188	265	230	744	597
	Grand Total	2,305	2,450	2,864	3,154	3,140

Table 13.0 shows the Eastern division's five year crime trend from 2017 - 2021. The overall crime for the Eastern division decreased by 0.5% in 2021 when compared to 2020.

6.7 Northern Division

6.7.1 Crime & Detection (2017-2021)

Graph 8.0 Northern Division Crime & Detection (2017 - 2021)



The graph above shows the total number of crime cases recorded and detected from 2017 - 2021. The overall crime for the Northern division in the year 2021 decreased by 24% when compared to the previous year.

6.7.2 Northern Division - Police Stations & Crime Offences (2017 - 2021)

Table 14.0 Northern Division - Police Stations & Crime Offences (2017 - 2021)

S/ No.	Northern Police Stations	2017	2018	2019	2020	2021
1.	Taveuni	396	445	393	534	609
2.	Labasa	854	873	911	1,118	641
3.	Nabouwalu	196	246	187	230	166
4.	Seaqaqa	197	187	166	208	138
5.	Savusavu	635	726	662	696	556
6.	Tukavesi	202	218	207	287	222
	Total	2,480	2,695	2,526	3,073	2,332

The table above shows the number of crime cases recorded at each police station in the Northern division for the past five years. The police stations that recorded the highest in crime during the five year period are Labasa, Savusavu and Taveuni.

6.7.3 Northern Division Crime Trend (2017 - 2021)

Table 15.0 Northern Division Crime Trend (2017 - 2021)

S/ No.	Criminal Offences	2017	2018	2019	2020	2021
Offences against the Administration of Lawful Authority						
1.	Attempt to escape from lawful custody	0	1	0	0	0
2.	Attempting to defeat justice	1		0	0	0
3.	Bribery of public officials	1	2	0	2	0
4.	Conspiracy to defeat justice and interference with witnesses	0	0	0	0	1
5.	Corrupt Practices	1	0	0	0	0
6.	Disobedience of lawful orders	4	6	8	10	0
7.	Escape from lawful custody	8	7	2	2	1
8.	False information to public servant	10	12	18	12	12
9.	Forgery	35	0	8	0	0
10.	Personating public officers	0	0	1	0	0
11.	Using forged document	34	0	9	0	0
TOTAL		94	28	46	26	14
Sexual Offences						
12.	Abduction of person under 18 years of age with intent to have carnal knowledge	17	30	23	18	14
13.	Assault with intent to commit rape	2	0	0	0	1
14.	Attempt to commit rape	4	4	4	3	4
15.	Defilement of children under 13 years of age	0	0	1	0	0
16.	Defilement of intellectually impaired persons	0	1	1	0	0
17.	Defilement of young persons between 13 and 16 years of age	25	35	28	22	25
18.	Householder permitting defilement of a child on premises	1	0	0	0	0
19.	Indecent assault	36	29	31	18	35
20.	Indecently insulting or annoying any person	39	29	31	17	24
21.	Rape	60	73	30	57	52
22.	Sexual assaults	13	28	17	21	12
TOTAL		197	229	166	156	167
Offence against the Person						
23.	Abducting in order to murder	0	1	0	0	0
24.	Acts intended to cause grievous harm	12	37	14	19	23
25.	Assault causing actual bodily harm	380	387	415	410	389
26.	Attempted murder	0	1	0	3	0
27.	Child stealing	1	1	0	0	0

28.	Common assault	87	81	89	108	105
29.	Failure to supply necessities	0	1	0	0	0
30.	Grievous harm	6	4	5	11	3
31.	Manslaughter	0	0	0	1	0
32.	Manslaughter arising from a breach of duty	0	0	0	1	0
33.	Murder	1	3	2	7	2
34.	Reckless or negligent acts	0	1	1	0	2
35.	Serious assaults	30	47	46	46	26
36.	Unlawful wounding	3	1	1	1	0
37.	Wrongful confinement	1	0	1	0	0
	TOTAL	521	565	574	607	550
	Offences against the Property					
38.	Aggravated burglary	3	1	2	7	10
39.	Aggravated robbery	2	11	7	5	5
40.	Attempted aggravated robbery	0	0	0	1	0
41.	Attempted burglary	2	0	0	0	0
42.	Attempted theft	1	0	0	0	1
43.	Burglary	179	211	197	219	142
44.	Making off without payment	3	2	2	1	1
45.	Receiving	1	0	5	0	1
46.	Robbery	3	2	2	6	1
47.	Sacrilege	1	6	5	5	2
48.	Theft	933	871	820	1,045	689
49.	Theft of Motor Vehicle	5	5	5	3	0
	TOTAL	1,133	1,109	1,045	1,292	852
	Fraudulent Conduct					
50.	Conversion	2	2	0	0	0
51.	General dishonesty	0	0	0	0	1
52.	General dishonesty - Causing a loss	2	6	2	4	0
53.	General dishonesty - Obtaining a gain	13	0	0	0	0
54.	Obtaining a financial advantage by deception	13	5	8	2	14
55.	Obtaining cash by false pretences	0	1	0	0	0
56.	Obtaining financial advantage	0	1	0	0	0
57.	Obtaining property by deception	1	4	0	0	0
58.	Personation in general	3	0	0	0	0
	TOTAL	34	19	10	6	15

Other Miscellaneous Offences						
59.	Arson	1	2	1	1	4
60.	Attempts to commit arson	1	0	0	0	3
61.	Common nuisance	34	43	83	112	84
62.	Criminal intimidation	75	88	105	161	144
63.	Criminal trespass	70	95	118	100	98
64.	Injuring animals	10	11	7	12	12
65.	Damaging Property	91	126	110	122	96
66.	Setting fire to crops and growing plants	3	1	2	0	0
67.	Traffic in obscene publications	0	1	1	1	0
TOTAL		285	367	427	509	441
Offences against Other Acts						
68.	Absconding bail conditions	86	203	33	0	0
69.	Breach of bail conditions		16	15	2	8
70.	Breach of DVRO	20	27	25	35	21
71.	Breach of suspended sentence order	3	2	2	3	17
72.	Carrying arms with intent to commit an offence	1	0	0	0	0
73.	Contravention of third party	1	0	0	0	0
74.	Dangerous driving	1	0	0	0	0
75.	Disorderly conduct in the police station	0	1	0	0	0
76.	Driving a motor vehicle without driving licence	1	0	0	0	0
77.	Drunk and disorderly	0	2	1	0	1
78.	Failure to comply with orders	0	0	0	186	74
79.	False representation in order to obtain a benefit	0	25	6	1	3
80.	Security of arms and ammunition	0	1	0	0	0
81.	Throwing object	0	0	1	0	0
82.	Unlawful cultivation of illicit drugs	23	15	9	47	47
83.	Unlawful possession of illicit drugs	80	86	166	202	121
84.	Unlawful supply of illicit drugs	0	0	0	1	1
TOTAL		216	378	258	477	293
Grand Total		2,480	2,695	2,526	3,073	2,332

Table 15.0 shows the Northern division's five year crime trend from 2017 - 2021. The overall crime for the Northern decreased by 24% in 2021 when compared to 2020.

7.0 SELECTED OFFENCES - OVERVIEW

7.1 Rape and Attempted Rape by Monthly Comparison 2017 - 2021

Table 16.0 Rape and Attempted Rape (2017 -2021)

Month	2017	2018	2019	2020	2021
January	101	17	28	31	44
February	31	26	25	38	12
March	19	16	43	28	26
April	34	8	34	10	8
May	26	33	21	30	13
June	20	22	16	40	23
July	26	44	36	38	12
August	12	15	20	42	28
September	25	8	29	49	43
October	19	31	27	18	24
November	14	6	11	22	27
December	16	19	25	19	18
Total	343	245	315	365	278

Table 16.0 shows the number of Rape & Attempted Rape cases recorded per month in Fiji from 2017-2021. The year 2021 recorded 278 cases while 2020 recorded 365 cases. This is a decrease of 24% (87 cases). The month(s) that recorded the highest number of Rape & Attempted rape cases are:

- January and April in 2017,
- July in 2018,
- March, April and July in 2019
- February, June, July, August and September in 2020 and
- January and September in 2021.

7.2 Sexual Assault (2017 - 2021)

Table 17.0 Sexual Assaults (2017 - 2021)

Month	2017	2018	2019	2020	2021
January	101	17	28	31	44
February	31	26	25	38	12
March	19	16	43	28	26
April	34	8	34	10	8
May	26	33	21	30	13
June	20	22	16	40	23
July	26	44	36	38	12
August	12	15	20	42	28
September	25	8	29	49	43
October	19	31	27	18	24
November	14	6	11	22	27
December	16	19	25	19	18
Total	343	245	315	365	278

Table 17.0 shows the number of Sexual Assault cases recorded per month in Fiji from 2017 - 2021. The year 2021 recorded 103 cases while 2020 recorded 156 cases. This is a decrease of 34% (53 cases). The month(s) that recorded the highest number of Sexual assault cases are:

- April, May and June in 2017,
- March, July and December in 2018,
- July and December in 2019,
- July and November in 2020 and
- January, March, October and December in 2021.

7.3 Assault Causing Actual Bodily Harm (ACABH) (2017 - 2021)

Table 18.0 Assault Causing Actual Bodily Harm (2017 - 2021)

Months	2017	2018	2019	2020	2021
January	298	390	333	348	378
February	266	301	305	316	337
March	282	321	387	350	308
April	271	269	345	261	314
May	303	274	309	291	274
June	298	308	285	282	243
July	341	278	322	335	252
August	303	285	312	372	283
September	300	250	269	338	314
October	356	315	281	324	342
November	362	267	288	347	360
December	337	365	325	349	383
Total	3,717	3,623	3,761	3,913	3,788

Actual Bodily Harm cases recorded per month in Fiji from 2017 - 2021. The year 2021 recorded 3,788 cases while 2020 recorded 3,913 cases. This is a decrease of 3% (125 cases). The month(s) that recorded the highest number of ACABH cases are:

- October and November in 2017,
- January and December in 2018,
- January, March and April in 2019,
- March, August, November and December in 2020 and
- January and December in 2021.

7.4 Robbery & Attempted Robbery (2017 - 2021)

Table 19.0 Robbery & Attempted Robbery (2017 - 2021)

Month	2017	2018	2019	2020	2021
January	17	16	17	22	19
February	14	17	13	24	16
March	16	17	19	14	14
April	13	15	13	14	14
May	25	13	24	19	3
June	21	13	40	18	13
July	28	11	24	25	12
August	17	16	10	33	14
September	24	11	10	14	17
October	20	20	18	16	27
November	15	11	17	11	13
December	6	10	19	13	31
Total	216	170	224	223	193

Table 19.0 shows the number of Robbery & Attempted Robbery cases recorded per month in Fiji from 2017 - 2021. The year 2021 recorded 193 cases while 2020 recorded 223 cases. This is a decrease of 13% (30 cases). The month(s) that recorded the highest number of Robbery & Attempted Robbery cases are:

- May, July and September in 2017,
- February, March, August and October in 2018,
- June in 2019,
- August in 2020 and
- January, October and December in 2021.

7.5 Aggravated Robbery & Attempted Aggravated Robbery (2017 - 2021)

Table 20.0 Aggravated Robbery & Attempted Aggravated Robbery (2017 - 2021)

Months	2017	2018	2019	2020	2021
January	13	19	19	19	12
February	19	25	15	22	15
March	12	35	16	22	19
April	23	44	23	8	14
May	28	21	25	6	5
June	34	34	18	8	15
July	23	17	26	11	2
August	33	25	27	19	18
September	38	21	15	17	19
October	24	28	9	13	18
November	23	32	15	13	16
December	25	9	22	12	35
Total	295	310	230	170	188

Table 20.0 shows the number of Aggravated Robbery & Attempted Aggravated Robbery cases recorded per month in Fiji from 2017 - 2021. The year 2021 recorded 188 cases while 2020 recorded 170 cases. This is an increase of 11% (18 cases). The month(s) that recorded the highest number of Aggravated Robbery & Attempted Aggravated Robbery cases are:

- June and August-September in 2017,
- March, April and June in 2018,
- May, July and August in 2019,
- February, March and August in 2020 and
- March, August-October and December in 2021.

7.6 Burglary & Attempted Burglary (2017 - 2021)

Table 21.0 Burglary & Attempted Burglary (2017 - 2021)

Month	2017	2018	2019	2020	2021
January	153	198	187	134	170
February	139	188	158	171	184
March	140	162	144	149	146
April	178	164	209	106	150
May	256	154	140	128	99
June	214	175	165	126	105
July	208	176	170	152	91
August	185	119	143	174	141
September	199	142	113	149	124
October	189	133	137	177	165
November	155	135	121	166	157
December	148	132	149	170	177
Total	2,164	1,878	1,836	1,802	1,709

Table 21.0 shows the number of Burglary & Attempted Burglary cases recorded per month in Fiji from 2017 - 2021. The year 2021 recorded 1,802 cases while 2020 recorded 1,709 cases. This is a decrease of 5% (93 cases). The month(s) that recorded the highest number of Burglary & Attempted Burglary cases are:

- May and July in 2017,
- January and July in 2018,
- January, April and July in 2019,
- February, August and October in 2020 and
- February, October & December in 2021.

7.7 Theft (2017 - 2021)

Table 22.0 Theft (2017 - 2021)

Month	2017	2018	2019	2020	2021
January	353	490	409	342	335
February	327	512	397	407	380
March	391	498	461	649	450
April	382	393	394	518	364
May	669	400	486	422	224
June	594	410	600	2,003	279
July	618	588	322	415	296
August	467	306	334	453	288
September	449	345	435	360	338
October	476	432	605	427	288
November	394	297	449	319	266
December	473	557	384	274	352
Total	5,593	5,228	5,276	6,589	3,860

Table 22.0 shows the number of Theft cases recorded per month in Fiji from 2017 - 2021. The year 2021 recorded 3,860 cases while 2020 recorded 6,589 cases. This is a decrease of 41% (2,729 cases). The month(s) that recorded the highest number of Theft cases are:

- May and July in 2017,
- February, July and December in 2018,
- June and October in 2019,
- March, June (due to multiple counts) and October in 2020 and
- March, September and December in 2021.

7.8 Unlawful Possession of Illicit Drugs (2017- 2021)

Table 23.0 Unlawful Possession of Illicit Drugs (2017 - 2021)

Month	2017	2018	2019	2020	2021
January	42	53	97	99	51
February	42	56	109	93	55
March	49	115	79	130	73
April	33	57	48	151	38
May	54	30	73	226	46
June	37	106	94	112	55
July	48	58	59	130	58
August	55	52	53	92	84
September	40	171	172	83	103
October	56	119	123	90	125
November	110	64	128	81	64
December	73	102	134	71	99
Total	639	983	1169	1,358	851

Table 23.0 shows the number of Unlawful possession of illicit drugs cases recorded per month in Fiji from 2017 - 2021. The year 2021 recorded 851 cases while 2020 recorded 1,358 cases. This is a decrease of 37% (507 cases). The month(s) that recorded the highest number of Damaging Property cases are:

- March, May, August and November in 2017
- March, June, September, October & December in 2018,
- February, September - December in 2019,
- March-July in 2020 and
- March, September-October & December in 2021.

7.9 Unlawful Cultivation of Illicit Drugs (2017 - 2021)

Table 24.0 Unlawful Cultivation of Illicit Drugs (2017 - 2021)

Month	2017	2018	2019	2020	2021
January	10	18	8	8	14
February	6	8	17	4	11
March	12	20	10	6	8
April	1	3	8	15	6
May	3	2	5	13	12
June	15	10	6	6	8
July	8	11	2	7	5
August	7	7	1	7	14
September	6	23	20	31	27
October	12	7	5	25	39
November	10	0	10	10	21
December	14	17	6	4	10
Total	104	126	98	136	175

Table 24.0 shows the number of Unlawful Cultivation of illicit drugs cases recorded per month in Fiji from 2017-2021. The year 2021 recorded 136 cases while 2020 recorded 175 cases. This is an increase of 29% (39 cases). The month(s) that recorded the highest number of Drug cases are:

- January, March, June, October-December in 2017,
- January, March, June-July, September and December in 2018,
- February, September and December in 2019,
- April- May & September- October in 2020 and
- January, September-November in 2021.

8.0 SERIOUS OFFENCES

8.1 Serious Offences

Table 25.0 Serious Crime cases (2017 - 2021)

	Criminal Offences	2017	2018	2019	2020	2021
	Sexual Offences					
1.	Aiding to commit rape	0	0	0	5	0
2.	Assault with intent to commit rape	7	5	2	1	2
3.	Attempt to commit rape	28	19	22	25	21
4.	Rape	343	245	315	365	278
5.	Defilement of children under 13 years of age	6	1	3	0	0
6.	Defilement of young persons between 13 and 16 years of age	135	148	122	110	167
	Offences against the Person					
7.	Murder	12	16	26	22	14
	Offences against the Property					
8.	Aggravated burglary	74	89	83	77	92
9.	Aggravated robbery	295	309	230	165	187
10.	Attempted aggravated burglary	0	1	0	0	2
11.	Attempted aggravated robbery	0	1	0	5	1

12.	Attempted burglary	20	19	7	21	11
13.	Attempted robbery	12	6	5	9	3
14.	Burglary	2,144	1,859	1,829	1,781	1,698
15.	Robbery	204	164	219	214	190
16.	Theft of Motor Vehicle	79	82	70	49	22
	Other Miscellaneous Offences					
17.	Arson	8	18	9	10	15
18.	Attempting to set fire to crops	2	1	0	0	0
19.	Attempts to commit arson	7	5	4	3	8
20.	Setting fire to crops and growing plants	4	4	3	1	2
	Total	3,380	2,992	2,949	2,863	2,713

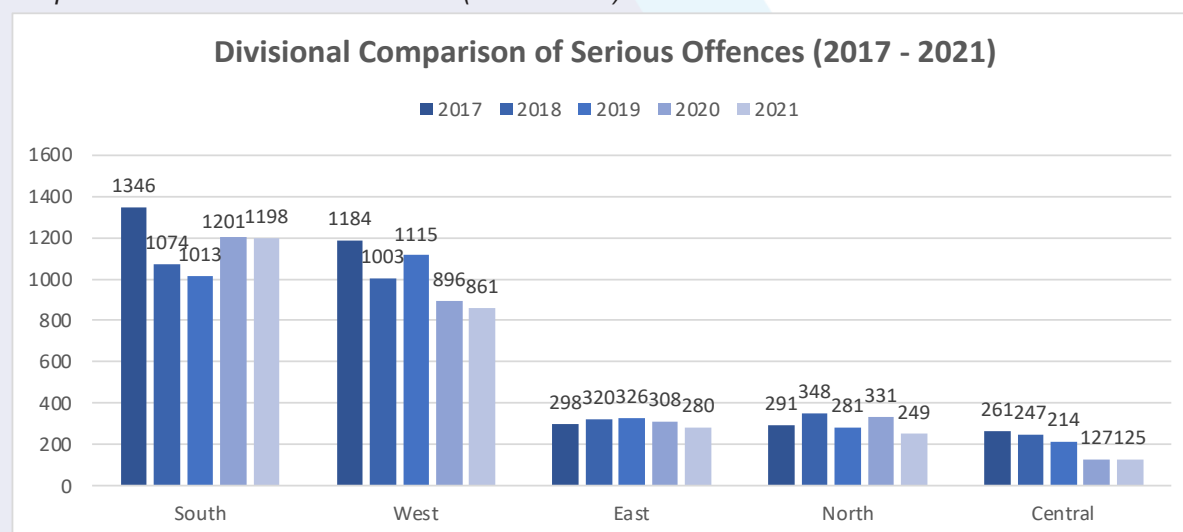
Table 25.0 shows the serious offences for the years 2017-2021. In 2017, there were 3,380 cases, which decreased to 2,992 cases in 2018, but then slightly increased to 2,949 cases in 2019. In 2020, there were 2,863 cases, and in 2021, there was a further 5% decrease in the number of cases to 2,713.

The number of reported rape cases decreased from 365 in 2020 to 278 in 2021, while the number of defilement of young persons between 13 and 16 years of age increased from 110 in 2020 to 167 in 2021.

In terms of offences against the property, there was an increase in the number of aggravated burglaries from 77 in 2020 to 92 in 2021. However, the number of thefts of motor vehicles decreased from 49 in 2020 to 22 in 2021.

8.1 Divisional Comparison of Serious Crime

Graph 9.0 Serious Crime Cases (2017 - 2021)



Graph 9.0 provides a divisional comparison of serious offences over a five-year period from 2017 to 2021. In 2021, the Southern division had the highest number of serious offences with 1,198 cases. The West division recorded 861 cases, while the Eastern, Northern, and Central divisions had 280, 249, and 125 cases, respectively.

Overall, the Southern division had the highest number of serious offences recorded during the five-year period, with a total of 5,832 cases. The Western division had the second highest with 5,059 cases, followed by the Eastern, Northern and Central divisions with 1,532, 1,500, and 974 cases, respectively.

8.3 Divisional Comparison of Serious Offences (2020 & 2021)

Table 26.0 Divisional Comparison of Serious Crime cases (2020 & 2021)

S/ N0.	Serious Offences	South			West			East			North			Central		
		2020	2021	%Δ	2020	2021	%Δ	2020	2021	%Δ	2020	2021	%Δ	2020	2021	%Δ
1.	Burglary	759	758	0%	598	549	-8%	141	177	26%	219	142	-35%	64	72	13%
2.	Rape	97	84	-13%	118	83	-30%	80	43	-46%	57	52	-9%	13	16	23%
3.	Defilement of young persons between 13 and 16 years of age	37	26	-30%	30	96	220%	21	18	-14%	22	25	14%	0	2	Not Calc
4.	Aggravated burglary	25	29	16%	36	46	28%	5	6	20%	7	10	43%	4	1	-75%
5.	Aggravated robbery	90	124	38%	40	29	-28%	20	14	-30%	5	5	0%	10	15	50%
6.	Arson	3	2	-33%	6	5	-17%	0	3	Not Calc	1	4	300%	0	1	Not Calc
7.	Attempt to commit rape	6	3	-50%	5	13	160%	9	1	-89%	3	4	33%	2	0	-100%
8.	Attempts to commit arson	1	2	100%	0	1	Not Calc	2	1	-50%	0	3	Not Calc	0	1	Not Calc
9.	Murder	2	3	50%	8	7	-13%	4	2	-50%	7	2	-71%	1	0	-100%
10.	Robbery	144	146	1%	25	15	-40%	12	15	25%	6	1	-83%	27	13	-52%
11.	Assault with intent to commit rape	0	1	Not Calc	0	0	Not Calc	1	0	-100%	0	1	Not Calc	0	0	N/A
12.	Attempted robbery	5	3	-40%	3	0	-100%	0	0	N/A	0	0	N/A	1	0	-100%
13.	Attempted aggravated robbery	3	0	-100%	1	1	0%	0	0	N/A	1	0	-100%	0	0	N/A
14.	Theft of Motor Vehicle	19	7	-63%	19	12	-37%	5	0	-100%	3	0	-100%	3	3	0%
15.	Setting fire to crops and growing plants	0	0	N/A	1	2	100%	0	0	N/A	0	0	Not Calc	0	0	N/A
16.	Attempted aggravated burglary	0	1	Not Calc	0	1	Not Calc	0	0	N/A	0	0	Not Calc	0	0	N/A
17.	Aiding to commit rape	0	0	Not Calc	0	0	N/A	5	0	-100%	0	0	N/A	0	0	N/A
18.	Attempted burglary	10	9	-10%	6	1	-83%	3	0	-100%	0	0	N/A	2	1	-50%
Total		1,201	1,198	0.2%	896	861	-4%	308	280	-9%	331	249	-25%	127	125	-2%

Table 26.0 shows the divisional comparison of serious offences and their percentage change. There was a slight decline in serious crime cases across all divisions, with a 5% decrease in total cases reported in 2021 compared to 2020.

8.4 Comparison of Serious Crime Cases

Table 27.0 Comparison of Serious Crime Cases (2020 & 2021)

SR/N	Police Stations	Serious Crime Cases by Year		
		2020	2021	Percentage Change (%)
1.	Totogo	127	125	-2%
	Central Division Subtotal	127	125	-2%
2.	Navua	86	56	-35%
3.	Vanuabalavu	7	2	-71%
4.	Kadavu	10	10	0%
5.	Lami	68	82	21%
6.	Nasinu	205	169	-18%
7.	Lakeba	7	10	43%
8.	Nabua	138	93	-33%
9.	Raiwaqa	61	109	79%
10.	Samabula	113	85	-25%
11.	Rotuma	1	1	0%
12.	Valelevu	505	581	15%
	Southern Division Subtotal	1,201	1,198	-0.2%
1.	Border	0	0	Not Calc
2.	Namaka	67	64	-4%
3.	Ba	104	108	4%
4.	Nalawa	11	24	118%
5.	Keiyasi	21	9	-57%
6.	Lautoka	378	323	-15%
7.	Nadi	134	155	16%
8.	Sabeto	33	26	-21%
9.	Rakiraki	62	71	15%
10.	Sigatoka	60	39	-35%
11.	Tavua	19	31	63%
12.	Vatukoula	7	11	57%
	Western Division Subtotal	896	861	-4%
1.	Nausori	99	113	14%
2.	Nakasi	145	84	-42%
3.	Korovou	21	15	-29%
4.	Levuka	27	41	52%
5.	Vunidawa	16	27	69%

	Eastern Division Subtotal	308	280	-9%
1.	Taveuni	59	37	-37%
2.	Labasa	157	77	-51%
3.	Nabouwalu	27	24	-11%
3.	Seaqaqa	23	26	13%
4.	Savusavu	51	67	31%
5	Tukavesi	14	18	29%
	Northern Subtotal	331	249	-25%
	Grand Total	2,863	2,713	-5%

Table 27.0 provides an overview of serious crime cases and their percentage changes for different police stations for the years 2020 and 2021.

9.0 CRIME AGAINST WOMEN

Crime against Women involves females from the ages of 18 years and above who fall victims to physical and sexual crime.

9.1 Crime against Women

Table 28.0 Crime against Women (2017 - 2021)

S/ NO.	Crime against Women	2017	2018	2019	2020	2021
	Offences against the Person					
1.	Abducting in order to murder	0	1	0	0	0
2.	Acts intended to cause grievous harm	40	62	44	48	43
3.	Assault causing actual bodily harm	1,790	1,768	1,848	1,927	1,820
4.	Attempted acts intended to cause grievous harm	0	1	0	0	0
5.	Attempted murder	1	8	4	6	10
6.	Child stealing	2	2	0	0	0
7.	Common assault	256	262	282	330	288
8.	Disabling in order to commit an offence	0	0	1	0	0
9.	Failure to supply necessities	0	1	0	0	0
10.	Grievous harm	21	15	9	19	14
11.	Infanticide	0	0	1	0	0
12.	Kidnapping	3	0	0	0	0
13.	Manslaughter	0	0	2	0	0
14.	Murder	2	5	13	6	2
15.	Other negligent acts causing harm	0	1	0	0	1
16.	Reckless or negligent acts	2	1	3	2	3
17.	Serious assaults	20	35	24	44	31

18.	Unlawful wounding	18	23	9	7	10
19.	Wrongful confinement	7	1	3	3	4
20.	Attempted infanticide	0	0	0	0	1
21.	Dealing in poisonous substances in negligent manner	0	0	0	0	1
	TOTAL	2,162	2,186	2,243	2,392	2,228
	Prostitution Offences					
22.	Buying minors under the age of 18yrs for immoral purposes	0	0	0	1	0
23.	Loitering or soliciting for the purpose of prostitution	0	0	0	4	0
	TOTAL	0	0	0	5	0
	Sexual Offences					
24.	Abduction of person under 18 years of age with intent to have carnal knowledge	9	6	4	3	9
25.	Assault with intent to commit rape	6	1	2	1	2
26.	Attempt to commit rape	7	10	6	7	12
27.	Defilement of intellectually impaired persons	1	2	0	0	1
28.	Defilement of young persons between 13 and 16 years of age	2	2	1	0	3
29.	Indecent assault	91	78	74	71	67
30.	Indecently insulting or annoying any person	210	131	99	89	75
31.	Rape	142	66	87	94	62
32.	Sexual assaults	20	31	21	30	16
	Total	488	327	289	293	247
	Grand Total	2,650	2,513	2,537	2,692	2,475

Over the five-year period from 2017 to 2021, the statistics on crime against women provide insights into the various offences committed.

Under the “Offences against the Person” category, Assault causing actual bodily harm was consistently the highest reported crime against women, with fluctuations between 1,768 cases in 2018 and 1,820 cases in 2021. Other prevalent offences included Common assault, acts intended to cause grievous harm, serious assaults, and unlawful wounding. The number of reported cases for murder, attempted murder, and manslaughter varied from year to year but generally showed a downward trend.

Under the “Prostitution Offences” category, the number of reported cases for buying minors under the age of 18 for immoral purposes and loitering or soliciting for the purpose of prostitution remained low throughout the period, with a total of five cases reported in 2020.

Under the “Sexual Offences” category, Rape cases showed a fluctuating pattern, with 142 cases reported in 2017, declining to 62 cases in 2021. Indecent assault and indecently insulting or annoying any person were consistently reported, with decreasing trends over the years.

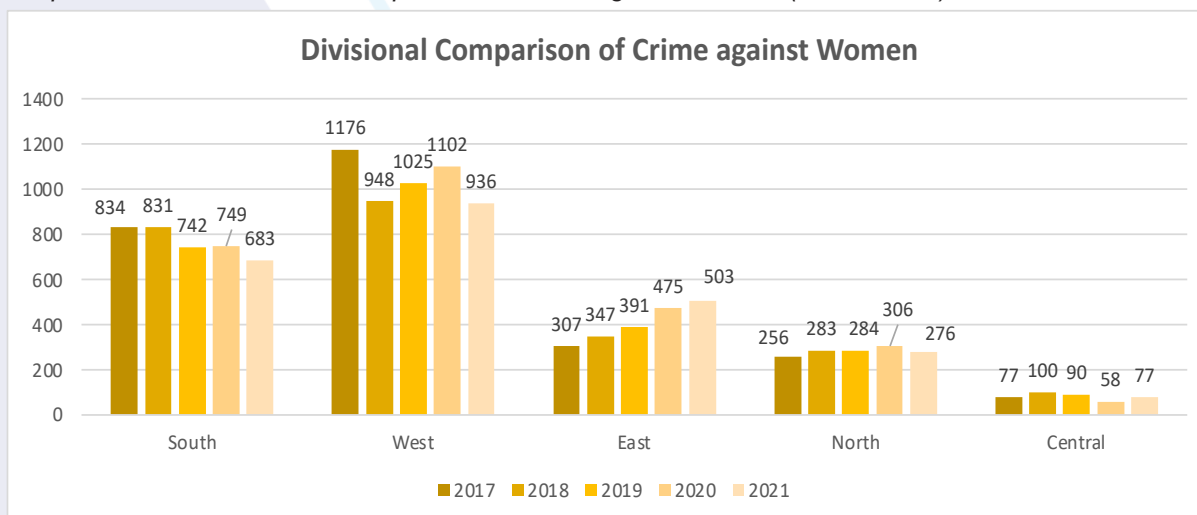
Overall, the total number of reported crimes against women decreased slightly from 2,650 cases in 2017 to 2,475 cases in 2021.

Note:

The reported figures for offences of “abduction of person under 18 years of age with intent to have carnal knowledge”, “defilement of young person between 13 and 16 years of age”, and “buying minors under the age of 18 years” under the category of crimes against women may show discrepancies in the timing of the offence and the victim’s age at the time of reporting. This is because some incidents may have occurred in the previous years but were reported and registered in the current year.

9.2 Divisional Comparison of Crime against Women

Graph 10.0 Divisional Comparison of Crime against Women (2017 - 2021)



Graph 9.0 provides a divisional comparison of crimes against women over a five-year period from 2017 to 2021.

In 2021, the Western division had the highest number of crime cases against women with 936 cases. The Southern division recorded 683 cases, while the Eastern, Northern, and Central divisions had 503, 276, and 77 cases, respectively.

Overall, the Western division had the highest number of serious offences recorded during the five-year period, with a total of 5,191 cases. The Southern division had the second highest with 3,843 cases, followed by the Eastern, Northern and Central divisions with 2,025, 1,405, and 403 cases, respectively.

9.3 Divisional Comparison of Crime against Women

Table 29.0 Divisional Comparison of Crime against Women (2020 & 2021)

S/N		South			West			East			North			Central		
	OFFENCES	2020	2021	%Δ	2020	2021	%Δ	2020	2021	%Δ	2020	2021	%Δ	2020	2021	%Δ
Sexual Offences																
1.	Abduction of person under 18 years of age with intent to have carnal knowledge	2	6	200%	0	0	Not Calc	0	0	N/A	1	3	200%	0	0	N/A
2.	Assault with intent to commit rape	0	1	Not Calc	0	0	Not Calc	1	0	-100%	0	1	Not Calc	0	0	N/A
3.	Attempt to commit rape	1	1	0%	2	8	300%	2	1	-50%	1	2	100%	1	0	-100%
4.	Defilement of intellectually impaired persons	0	0	N/A	0	1	Not Calc	0	0	N/A	0	0	N/A	0	0	N/A
5.	Defilement of young persons between 13 and 16 years of age	0	2	Not Calc	0	0	N/A	0	1	Not Calc	0	0	N/A	0	0	N/A

6.	Indecent assault	27	18	-33%	23	25	9%	9	8	-11%	8	11	38%	3	5	67%
7.	Indecently insulting or annoying any person	24	10	-58%	36	26	-28%	18	11	-39%	8	12	50%	2	16	700%
8.	Rape	36	18	-50%	30	17	-43%	19	14	-26%	8	11	38%	1	2	100%
9.	Sexual assaults	12	5	-58%	6	7	17%	3	2	-33%	9	2	-78%	0	0	N/A
	TOTAL	102	61	-14%	97	84	-13%	52	37	-29%	35	42	20%	7	23	229%
Prostitution Offences																
10.	Buying minors under the age of 18yrs for immoral purposes	1	0	-100%	0	0	N/A	0	0	N/A	0	0	N/A	0	0	N/A
11.	Loitering or soliciting for the purpose of prostitution	4	0	-100%	0	0	N/A	0	0	N/A	0	0	N/A	0	0	N/A
	TOTAL	5	0	-100%	0	0	N/A	0	0	N/A	0	0	N/A	0	0	N/A
Offences against the Person																
12.	Acts intended to cause grievous harm	20	19	-5%	9	4	-56%	11	7	-36%	8	9	13%	0	4	Not Calc
13.	Assault causing actual bodily harm	529	514	-3%	827	697	-16%	346	389	12%	189	181	-4%	36	39	8%
14.	Attempted murder	3	2	-33%	2	5	150%	1	3	200%	0	0	Not Calc	0	0	N/A
15.	Common assault	66	67	2%	141	119	-16%	45	50	11%	65	43	-34%	13	9	-31%
16.	Grievous harm	6	4	-33%	7	5	-29%	2	4	100%	4	1	-75%	0	0	N/A
17.	Murder	1	0	-100%	1	2	100%	0	0	N/A	4	0	-100%	0	0	N/A
18.	Other negligent acts causing harm	0	0	N/A	0	1	Not Calc	0	0	N/A	0	0	N/A	0	0	N/A
19.	Reckless or negligent acts	2	0	-100%	0	2	Not Calc	0	1	Not Calc	0	0	N/A	0	0	N/A
20.	Serious assaults	9	7	-22%	16	12	-25%	17	10	-41%	1	0	-100%	1	2	100%
21.	Unlawful wounding	5	7	40%	0	2	Not Calc	1	1	0%	0	0	N/A	1	0	-100%
22.	Wrongful confinement	1	1	0%	2	2	0%	0	1	Not Calc	0	0	N/A	0	0	N/A
23.	Attempted infanticide	0	0	N/A	0	1	Not Calc	0	0	N/A	0	0	N/A	0	0	N/A
24.	Dealing in poisonous substances in negligent manner	0	1	Not Calc	0	0	N/A	0	0	N/A	0	0	N/A	0	0	N/A
	TOTAL	642	622	-3%	1005	852	-15%	423	466	10%	271	234	-14%	51	54	6%
	Grand Total	749	683	-9%	1,102	936	-15%	475	503	6%	306	276	-10%	58	77	33%

Table 29.0 shows the divisional comparison of crime against women between 2020 and 2021.

9.4 Comparison of Crime against Women

Table 30.0 Comparison of Crime against Women (2020 & 2021)

	Police Stations	Crime cases against Women by Year		
		2020	2021	Percentage Change
1.	Totogo	58	77	33%
	Central Division Subtotal	58	77	33%
1.	Navua	70	79	13%
2.	Vanuabalavu	3	2	-33%
3.	Kadavu	20	15	-25%
4.	Lami	79	55	-30%
5.	Nasinu	125	107	-14%
6.	Lakeba	14	10	-29%
7.	Nabua	72	67	-7%
8.	Raiwaqa	68	59	-13%
9.	Samabula	64	41	-36%
10.	Rotuma	2	0	-100%
11.	Valelevu	232	248	7%
	Southern Division Subtotal	749	683	-9%
1.	Border	1	1	0%
2.	Namaka	88	52	-41%
3.	Ba	120	138	15%
4.	Nalawa	38	45	18%
5.	Keiyasi	24	19	-21%
6.	Lautoka	267	215	-19%
7.	Nadi	177	149	-16%
8.	Sabeto	33	44	33%
9.	Rakiraki	60	50	-17%
10.	Sigatoka	205	137	-33%
11.	Tavua	60	54	-10%
12.	Vatukoula	29	32	10%
	Western Division Subtotal	1,102	936	-15%
1.	Nausori	204	237	16%
2.	Nakasi	125	108	-14%
3.	Korovou	63	85	35%
4.	Levuka	42	39	-7%
5.	Vunidawa	41	34	-17%
	Eastern Division Subtotal	475	503	6%
1.	Taveuni	51	56	10%
2.	Labasa	118	83	-30%

3.	Nabouwalu	23	24	4%
4.	Seaqaqa	32	9	-72%
5.	Savusavu	55	73	33%
6.	Tukavesi	27	31	15%
Northern Subtotal		306	276	-10%
Grand Total		2,690	2,475	-8%

Table 30.0 provides an overview of crime cases against women and their percentage changes for different police stations for the year 2020 and 2021.

10.0 CRIME AGAINST CHILDREN

Crime against children involves person from the ages of 17 years and below who are victims of all crime.

10.1 Crime against Children - Major Offence Crime

Table 31.0 Crime against Children - Major Offence Crime (2017 - 2021)

S/No.	Major Offence(s) Category	2017	2018	2019	2020	2021
I.	Offences against the International Order	0	4	0	1	0
II.	Offences against the Administration of Lawful Authority	0	2	1	1	2
III.	Sexual Offences	698	774	746	799	729
IV.	Prostitution Offences	4	0	0	0	0
V.	Offences against the Persons	427	426	493	505	508
VI.	Offences against the Property	82	65	82	57	55
VII.	Fraudulent Conduct	0	1	0	0	0
VIII.	Other Miscellaneous Offences	42	30	53	51	64
IX.	Offences against Other Acts	10	8	5	13	9
Total		1,263	1,310	1,380	1,427	1,367

Table 31.0 provides an overview of major offence crimes committed against children in the years 2017 to 2021. The total number of major offence crimes against children witnessed a slight decline of 4% from 1,427 cases in 2020 to 1,367 cases in 2021. The children are mostly victims of sexual offences and closely followed by offences against the person category.

10.2 Child Sexual Abuse by Offences

Table 32.0 Child Sexual Abuse by Offences (2017 - 2021)

s/no.	Sexual Offences against Children	2017	2018	2019	2020	2021
1.	Abduction of person under 18 years of age with intent to have carnal knowledge	109	130	118	97	78
2.	Aiding to commit rape	0	0	0	5	0
3.	Assault with intent to commit rape	1	1	0	0	0
4.	Attempt to commit rape	18	8	16	18	9
5.	Defilement of children under 13 years of age	6	1	3	0	0
6.	Defilement of intellectually impaired persons	0	0	2	1	0
7.	Defilement of young persons between 13 and 16 years of age	132	141	120	108	160
8.	Householder permitting defilement of a person under 16 years of age on premises	0	0	0	1	0

9.	Incest	2	0	0	2	0
10.	Indecent assault	113	157	123	119	128
11.	Indecently insulting or annoying any person	60	65	54	55	54
12.	Rape	188	177	225	270	215
13.	Sexual assaults	69	94	85	123	83
14.	Unnatural offence with animals	0	0	0	0	1
	Total	698	774	746	799	728

Table 32.0 presents data on child sexual abuse by specific offences reported in the years 2017 to 2021. Overall, the total number of sexual offences against children in the given categories amounted to 698 cases in 2017, reaching a peak of 799 cases in 2020, and then decreasing to 728 cases in 2021.

10.2.1 Child Sexual Abuse by Age Group

Table 33.0 Child Sexual Abuse by Age Group (2020 & 2021)

Year		2020				2021			
s/no.	Sexual Offences	Infant-5	6-12	13-17	Total	Infant-5	6-12	13-17	Total
1.	Abduction of person under 18 years of age with intent to have carnal knowledge	0	0	97	97	0	4	74	78
2.	Aiding to commit rape	0	5	0	5	0	0	0	0
3.	Attempt to commit rape	0	8	10	18	3	2	4	9
4.	Defilement of intellectually impaired persons	0	0	1	1	0	0	0	0
5.	Defilement of young persons between 13 and 16 years of age	0	1	107	108	0	0	160	160
6.	Householder permitting defilement of a person under 16 years of age on premises	0	0	1	1	0	0	0	0
7.	Incest	0	0	2	2	0	0	0	0
8.	Indecent assault	3	36	80	119	4	37	87	128
9.	Indecently insulting or annoying any person	0	13	42	55	3	17	34	54
10.	Rape	18	75	177	270	10	51	154	215
11.	Sexual assaults	12	45	66	123	5	39	39	83
12.	Unnatural offence with animals	0	0	0	0	0	0	1	1
	Total	33	183	583	799	25	150	553	728

Table 33.0 presents the number of child sexual abuse cases in Fiji for the years 2020 and 2021, categorized by age groups (Infant - 5, 6 - 12 year olds, and 13 - 17 year olds) and various types of sexual offences.

In the year 2020, a total of 799 cases of child sexual abuse were reported. There were 33 cases reported for the Infant - 5 age group, a 183 cases reported for the 6 - 12 age group, and the highest number of cases, 583, were reported for the 13 - 17 age group.

When comparing the year 2021 to the previous year, there was a decrease of 8% in the total number of reported cases. The 13 - 17 age group had the highest number of cases, with 553 instances, followed by the 6 - 12 age group with 150 cases, and the Infant - 5 age group with 25 cases.

Furthermore, the data reveals that the number of child victims of sexual abuse in the 13 - 17 age group decreased by 5% from 2020 to 2021.

It is notable that offences such as Rape, Indecent assault, Sexual assaults, Defilement of young persons between 13 and 16 years of age, and Abduction of a person under 18 years of age with intent to have carnal knowledge remained the most prevalent forms of sexual offences committed against children.

10.2.2 Child Sexual Abuse by Gender

Table 34.0 Child Sexual Abuse by Gender (2020 & 2021)

S/ no.	Sexual Offences	2020			2021		
		Female	Male	Total	Female	Male	Total
1.	Abduction of person under 18 years of age with intent to have carnal knowledge	96	1	97	77	1	78
2.	Aiding to commit rape	5	0	5	0	0	0
3.	Attempt to commit rape	15	3	18	6	3	9
4.	Defilement of intellectually impaired persons	1	0	1	0	0	0
5.	Defilement of young persons between 13 and 16 years of age	107	1	108	161	0	161
6.	Householder permitting defilement of a person under 16 years of age on premises	1	0	1	0	0	0
7.	Incest	2	0	2	0	0	0
8.	Indecent assault	107	12	119	124	4	128
9.	Indecently insulting or annoying any person	49	6	55	53	0	53
10.	Rape	252	18	270	202	13	215
11.	Sexual assaults	114	9	123	71	12	83
12.	Unnatural offence with animals	0	0	0	0	1	1
	Total	749	50	799	694	34	728

Table 34.0 provides insights into the gender distribution of child sexual abuse cases in Fiji for the years 2020 and 2021, along with specific types of sexual offences.

In 2020, a total of 799 cases of child sexual abuse were reported. Among these cases, 749 (94%) involved female victims, while 50 (6%) involved male victims. The most common type of sexual offence reported was rape, with 270 cases, followed by Sexual assaults with 123 cases, indecent assault with 119 cases, defilement of young persons between 13 and 16 years of age with 108 cases and abduction of person under 18 years of age with intent to have carnal knowledge with 97 cases.

In 2021, the number of reported child sexual abuse cases decreased to 728. Out of these cases, 694 (95%) involved female victims, while 34 (5%) involved male victims. Similarly, rape remained the most prevalent offence, with 215 cases, followed by defilement of young persons between 13 and 16 years of age with 161 cases and indecent assault with 128 cases.

10.3 Child Physical Abuse

Table 35.0 Children Physical Abuse (2017 - 2021)

S/no.	Offences against the Person	2017	2018	2019	2020	2021
1.	Acts intended to cause grievous harm	10	9	3	17	10
2.	Assault causing actual bodily harm	323	310	379	379	379
3.	Attempted murder	0	1	1	2	1
4.	Child stealing	0	1	0	0	0
5.	Common assault	70	83	90	87	107
6.	Grievous harm	7	2	3	2	3
7.	Incitement	0	1	0	0	0
8.	Infanticide	0	1	0	0	0
9.	Kidnapping	1	1	0	0	1

10.	Manslaughter	1	1	0	2	1
11.	Manslaughter arising from a breach of duty	0	1	0	2	0
12.	Murder	0	2	4	2	2
13.	Reckless or negligent acts	5	2	0	4	0
14.	Serious assaults	3	2	3	1	0
15.	Unlawful wounding	4	6	6	2	2
16.	Wrongful confinement	3	3	4	5	2
Total		427	426	493	505	508

Table 35.0 displays the number of reported cases of child physical abuse in Fiji from 2017 to 2021. The table includes various specific offences committed against children.

In 2017, a total of 427 cases of assault-related offences against children were reported. This number remained relatively stable in the following years, with 426 cases in 2018 and 493 cases in 2019. However, there was a notable increase in 2020, reaching a peak of 505 cases, before slightly decreasing to 508 cases in 2021. Among the different offences listed, assault causing actual bodily harm had the highest number of reported cases consistently over the years, with 379 cases in each year from 2019 to 2021. Common assault also remained prevalent, with an increase from 70 cases in 2017 to 107 cases in 2021. Other offences, such as acts intended to cause grievous harm, attempted murder, and kidnapping, were reported in smaller numbers.

10.3.1 Child Physical Abuse by Age Group (2020 & 2021)

Table 36.0 Child Physical Abuse by Age Group (2020 & 2021)

Year		2020				2021			
S/No.	Offences against the Person	Infant -5	6-12	13-17	Total	Infant-5	6-12	13-17	Total
1.	Acts intended to cause grievous harm	2	5	10	17	0	4	6	10
2.	Assault causing actual bodily harm	38	120	221	379	20	119	240	379
3.	Attempted murder	0	1	1	2	1	0	0	1
4.	Common assault	10	26	51	87	4	28	75	107
5.	Grievous harm	0	1	1	2	0	3	0	3
6.	Kidnapping	0	0	0	0	1	0	0	1
7.	Manslaughter	2	0	0	2	0	1	0	1
8.	Manslaughter arising from a breach of duty	2	0	0	2	0	0	0	0
9.	Murder	1	0	1	2	0	0	2	2
10.	Reckless or negligent acts	1	2	1	4	0	0	0	0
11.	Serious assaults	0	1	0	1	0	0	0	0
12.	Unlawful wounding	0	2	0	2	0	1	1	2
13.	Wrongful confinement	0	4	1	5	0	0	2	2
Total		56	162	287	505	26	156	326	508

Table 36.0 provides data on child physical abuse cases in Fiji for the years 2020 and 2021, categorized by age groups (Infant - 5 year olds, 6 - 12 year olds, and 13 - 17 year olds) and specific types of physical abuse offences.

In 2020, a total of 505 cases of child physical abuse were reported. Among the age groups, the 13 - 17 year olds had the highest number of cases with 287 instances, followed by the 6 - 12 year olds with 162 cases, and the Infant - 5 age group with 56 cases.

Looking at the year 2021, there were 508 reported cases of child physical abuse. Once again, the 13 - 17 year olds had the highest number of cases with 326 instances, followed by the 6 - 12 year olds with 156 cases, and the Infant - 5 age group with 26 cases.

10.3.2 Child Physical Abuse by Gender (2020 & 2021)

Table 37.0 Child Physical Abuse by Gender (2020 & 2021)

Year		2020			2021		
S/no.	Offences against the Person	Female	Male	Total	Female	Male	Total
1.	Acts intended to cause grievous harm	5	12	17	5	5	10
2.	Assault causing actual bodily harm	149	230	379	136	243	379
3.	Attempted murder	1	1	2	1	0	1
4.	Common assault	40	47	87	42	65	107
5.	Grievous harm	1	1	2	0	3	3
6.	Kidnapping	0	0	0	1	0	1
7.	Manslaughter	0	2	2	0	1	1
8.	Manslaughter arising from a breach of duty	0	2	2	0	0	0
9.	Murder	1	1	2	0	2	2
10.	Reckless or negligent acts	2	2	4	0	0	0
11.	Serious assaults	1	0	1	0	0	0
12.	Unlawful wounding	0	2	2	1	1	2
13.	Wrongful confinement	5	0	5	2	0	2
Grand Total		205	300	505	188	320	508

Table 37.0 presents data on child physical abuse cases in Fiji for the years 2020 and 2021, categorized by gender (female and male) and specific types of physical abuse offences.

In 2020, a total of 505 cases of child physical abuse were reported. Among these cases, 205 (40%) involved female victims, while 300 (60%) involved male victims. The most common type of physical abuse offence reported was assault causing actual bodily harm, with 379 cases, followed by common assault with 87 cases.

In 2021, the number of reported child physical abuse cases remained relatively stable at 508. Out of these cases, 188 (37%) involved female victims, while 320 (63%) involved male victims. Similarly, assault causing actual bodily harm remained the most prevalent offence, with 379 cases, followed by common assault with 107 cases.

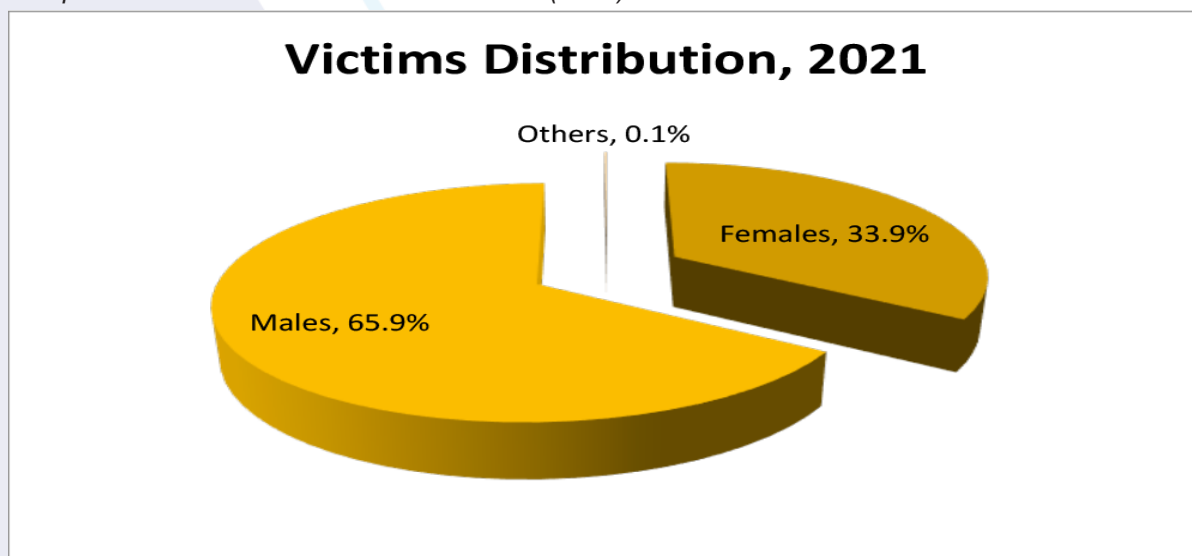
11.0 VICTIMS

The victim(s) of crime play a crucial role in determining the elements of police crime statistics. This section provides valuable information regarding the individuals or entities who have been victimized. It is important to note that the statistics do not provide a unique count of victims, as one person or entity may be counted multiple times if they were subjected to multiple crimes.

For instance, in cases of bank robberies, the victim is considered to be the banking company rather than the individual teller. Additionally, the statistics also include the number of companies that have fallen victim to criminal activities. This comprehensive approach is reflected in the tables presented, which provide insights into the ethnic distribution and gender of the total number of crime victims.

11.1 Victim Distribution Pie Chart

Graph 11.0 Victim Distribution Pie Chart (2021)



The above chart shows three categories of victims namely: Males, Females and Others. The victim distribution for the year 2021 comprised of Male victims (65.9%) followed by Female victims (33.9%) and the others (0.1%).

11.2 Victims Distribution by Gender

Table 38.0 Victims Distribution by Gender (2020 & 2021)

S/ No.	Criminal Offences	2020			2021		
		Female	Male	Total	Female	Male	Total
	Offences against the International Order						
1.	Offence of domestic trafficking in persons	1	0	1	0	0	0
2.	Offence of trafficking in persons	1	0	1	0	0	0
	TOTAL	2	0	2	0	0	0
	Offences against the administration of Lawful Authority						
3.	Abuse of office	1	2	3	0	6	6
4.	Bribery of public officials	1	20	21	0	14	14
5.	Conspiracy to defeat justice and interference with witnesses	0	2	2	0	2	2
6.	Destroying evidence	0	3	3	1	0	1
7.	Disobedience of lawful orders	5	71	76	3	50	53
8.	Escape from lawful custody	6	63	69	5	51	56
9.	False certificate by public officers	0	0	0	0	1	1
10.	False information to public servant	38	131	169	25	70	95
11.	False statements on oath	0	8	8	0	0	0
12.	False statutory declaration without oath	0	1	1	0	0	0
13.	Falsification of documents	11	234	245	1	49	50
14.	Forgery	5	8	13	0	97	97
15.	Giving information derived from false or misleading documents	0	1	1	0	0	0

16.	Personating public officers	7	7	14	0	0	0
17.	Possession of forged document	0	1	1	0	2	2
18.	Receiving a bribe	0	1	1	0	0	0
19.	Receiving a corrupt benefit	0	2	2	0	0	0
20.	Using forged document	11	3	14	1	4	5
21.	Uttering and possession with intent to utter counterfeit coin or note	0	9	9	0	0	0
	TOTAL	85	567	652	36	346	382
	Sexual Offences						
22.	Abduction of person under 18 years of age with intent to have carnal knowledge	99	2	101	86	2	88
23.	Aiding to commit rape	5	0	5	0	0	0
24.	Assault with intent to commit rape	1	0	1	2	0	2
25.	Attempt to commit rape	22	3	25	18	3	21
26.	Defilement of intellectually impaired persons	1	0	1	1	0	1
27.	Defilement of young persons between 13 and 16 years of age	107	1	108	164	0	164
28.	Householder permitting defilement of a person under 16 years of age on premises	1	0	1	0	0	0
29.	Incest	2	0	2	0	0	0
30.	Indecent assault	178	14	192	191	8	199
31.	Indecently insulting or annoying any person	138	33	171	128	15	143
32.	Rape	346	19	365	264	14	278
33.	Sexual assaults	144	11	155	87	15	102
34.	Unnatural offences with animals	0	0	0	0	1	1
	TOTAL	1,044	83	1,127	941	58	999
	Prostitution Offences						
35.	Buying minors under the age of 18yrs for immoral purposes	1	0	1	0	0	0
36.	Loitering or soliciting for the purposes of prostitution	4	18	22	0	2	2
	TOTAL	5	18	23	0	2	2
	Offences against the Person						
37.	Acts intended to cause grievous harm or prevent arrest	53	81	134	48	56	104
38.	Aiding and abetting acts intended to cause grievous harm	0	3	3	0	0	0
39.	Assault causing actual bodily harm	2,104	1,806	3,910	1,969	1,813	3,782
40.	Attempted murder	7	3	10	11	2	13
41.	Common assault	378	276	654	334	273	607

42.	Failure to supply necessities	0	1	1	0	0	0
43.	Grievous harm	23	31	54	16	23	39
44.	Incitement	0	0	0	0	1	1
45.	Kidnapping	0	0	0	1	0	1
46.	Kidnapping or abducting with intent to confine person	0	0	0	0	1	1
47.	Manslaughter	0	3	3	0	1	1
48.	Manslaughter arising from a breach of duty	0	2	2	0	1	1
49.	Murder	8	14	22	2	12	14
50.	Other negligent acts causing harm	0	0	0	1	0	1
51.	Reckless or negligent acts	4	6	10	3	4	7
52.	Serious assaults	45	397	442	31	372	403
53.	Unlawful wounding	7	18	25	11	23	34
54.	Wrongful confinement	8	4	12	6	5	11
55.	Attempted infanticide	0	0	0	1	0	1
56.	Dealing in poisonous substances in negligent manner	0	0	0	1	0	1
	TOTAL	2,639	2,646	5,285	2,436	2,589	5,025
	Offences against the Property						
57.	Aggravated burglary	22	55	77	27	65	92
58.	Aggravated robbery	34	131	165	36	151	187
59.	Attempted aggravated burglary	0	0	0	0	2	2
60.	Attempted aggravated robbery	1	4	5	0	1	1
61.	Attempted burglary	4	17	21	2	9	11
62.	Attempted robbery	3	6	9	2	1	3
63.	Attempted theft	1	3	4	1	8	9
64.	Burglary	619	1,159	1,778	577	1,114	1,691
65.	Going equipped for theft or a property offence	1	2	3	0	3	3
66.	Making off without payment	0	26	26	0	9	9
67.	Receiving	13	23	36	6	14	20
68.	Robbery	86	126	212	70	119	189
69.	Sacrilege	3	18	21	4	16	20
70.	Theft	1,150	5,433	6,583	879	2,976	3,855
71.	Attempted Sacrilege	0	0	0	0	1	1
72.	Theft of Motor Vehicle	8	41	49	3	19	22
	TOTAL	1,945	7,044	8,989	1,607	4,508	6,115

Fraudulent Conduct							
73.	Attempt to obtain a financial advantage by deception	0	1	1	0	0	0
74.	Conspiracy to defraud - Causing a loss	0	1	1	0	0	0
75.	Conversion	3	97	100	2	1	3
76.	Conversion by a trustee	0	0	0	0	1	1
77.	False or misleading documents	0	5	5	2	1	3
78.	False or misleading information	0	2	2	0	0	0
79.	False or misleading statements in applications	1	0	1	2	0	2
80.	False statements in applications	0	0	0	2	0	2
81.	Fraudulent falsification of accounts	48	64	112	0	0	0
82.	General dishonesty	0	0	0	2	0	2
83.	General dishonesty - Causing a loss	5	57	62	2	57	59
84.	General dishonesty - Obtaining a gain	0	2	2	1	1	2
85.	Obtaining a financial advantage by deception	130	229	359	22	143	165
86.	Obtaining cash by false pretences	0	4	4	0	0	0
87.	Obtaining financial advantage	0	1	1	0	0	0
88.	Obtaining goods by false pretences	2	1	3	0	1	1
89.	Obtaining money by false pretences	0	0	0	1	0	1
90.	Obtaining property by deception	1	89	90	17	69	86
91.	Personation in general	2	6	8	3	9	12
92.	Unwarranted demand with menaces	0	0	0	0	1	1
TOTAL		192	559	751	56	284	340
Other Miscellaneous Offences							
93.	Accessories after the facts	0	0	0	1	0	1
94.	Arson	3	7	10	5	10	15
95.	Attempts to commit arson	1	2	3	3	5	8
96.	Common nuisance	49	125	174	58	112	170
97.	Criminal intimidation	379	316	695	347	400	747
98.	Criminal trespass	241	328	569	234	322	556
99.	Injuring animals	5	29	34	6	43	49
100.	Damaging Property	218	584	802	202	595	797
101.	Setting fire to crops and growing plants	0	1	1	0	2	2
102.	Traffic in obscene publications	2	1	3	1	1	2
103.	Wearing of uniform without lawful authority	0	3	3	0	1	1
104.	Attempted damaging property	0	0	0	0	1	1
TOTAL		898	1,396	2,294	857	1,492	2,349

	Offences Against Other Acts						
105.	Absconding bail conditions	0	1	1	0	1	1
106.	Administration of illicit drugs	0	1	1	0	0	0
107.	Breach of bail conditions	0	17	17	6	15	21
108.	Breach of court order	0	1	1	0	0	0
109.	Breach of DVRO	298	77	375	256	89	345
110.	Breach of suspended sentence order	3	6	9	10	24	34
111.	Contraband items	0	0	0	0	1	1
112.	Disorderly conduct in the police station	4	10	14	0	2	2
113.	Drinking liquor in public place	0	1	1	0	0	0
114.	Drunk and disorderly	1	1	2	0	2	2
115.	Fail to confine animals	0	1	1	0	0	0
116.	Failure to comply with orders	178	3,064	3,242	126	1,903	2,029
117.	Failure to declare arms & ammunition	0	0	0	0	3	3
118.	False representation in order to obtain a benefit	0	5	5	0	10	10
119.	Found in possession of explosives	0	0	0	0	2	2
120.	Incitement to violence and disobedience of the law	0	1	1	0	0	0
121.	Indecent language in public place	1	0	1	0	0	0
122.	Malicious act	2	11	13	1	18	19
123.	Money laundering	0	1	1	0	0	0
124.	Neglect to comply with directions of a medical officer	1	1	2	0	0	0
125.	Pornographic activities involving juvenile	2	0	2	0	0	0
126.	Possession of arms and ammunitions without license	0	0	0	0	3	3
127.	Proceeds of crime	1	15	16	0	0	0
128.	Threats and false statements respecting airports	3	3	6	0	1	1
129.	Throwing object	0	0	0	0	2	2
130.	Unlawful cultivation of illicit drugs	3	133	136	2	173	175
131.	Unlawful entry of prohibited articles	0	1	1	0	0	0
132.	Unlawful importation of illicit drugs	0	1	1	0	5	5
133.	Unlawful possession of illicit drugs	53	1,302	1,355	26	824	850
134.	Unlawful supply of illicit drugs	0	1	1	0	1	1
135.	Unlawful transportation of illicit drugs	0	3	3	0	0	0
136.	Unruly passenger	2	0	2	0	0	0
137.	Usage of illicit drugs	0	1	1	0	0	0

138.	Using abusive language in public place	0	1	1	0	0	0
139.	Unlawful Procession	0	0	0	0	1	1
140.	Causing harm by posting electronic communication	0	0	0	1	2	3
141.	Posting an intimate visual recording	0	0	0	1	0	1
142.	Power to take fingerprints etc	0	0	0	0	1	1
143.	Import licences	0	0	0	0	3	3
144.	Restriction on the use of the title "university"	0	0	0	1	0	1
145.	Harbouring a prisoner	1	1	2	0	0	0
TOTAL		553	4,661	5,214	430	3,086	3,516
Grand Total		7,366	17,000	24,366	6,371	12,373	18,744

Table 38.0 shows victims distribution by gender for the years 2020 and 2021. The percentage distribution of victims' gender is as follows: In 2021, 66% of the victims were male, and 34% were female. Comparatively, in 2020, 69% of the victims were male, and 31% were female.

11.3 Victims Distribution by Ethnicity

Table 39.0 Victims Distribution by Ethnicity (2020 & 2021)

S/ No.	Year	2020				2021			
	Criminal Offences	i-Taukei	Fijian of Indian descent	Fijian of Other descent	Total	i-Taukei	Fijian of Indian descent	Fijian of Other descent	Total
Offences against the International Order									
1.	Offence of domestic trafficking in persons	1	0	0	1	0	0	0	0
2.	Offence of trafficking in persons	1	0	0	1	0	0	0	0
	TOTAL	2	0	0	2	0	0	0	0
Offences against the Administration of Lawful Authority									
3.	Abuse of office	0	3	0	3	0	1	5	6
4.	Bribery	0	0	0	0	11	1	0	12
5.	Bribery of public officials	13	9	0	22	2	0	0	2
6.	Conspiracy to defeat justice and Interference with witnesses	3	1	0	4	0	1	1	2
7.	Destroying evidence	2	1	0	3	1	0	0	1
8.	Escape from lawful custody	52	12	6	70	47	9	1	57
9.	False information to public servant	126	43	5	174	68	29	2	99
10.	False statements on oath	8	0	0	8	0	0	0	0
11.	False statutory declaration without oath	1	0	0	1	0	0	0	0
12.	Falsification of documents	5	240	0	245	5	39	6	50
13.	Forgery	5	5	3	13	73	24	0	97
14.	Giving information derived from false or misleading documents	1	0	0	1	0	0	0	0

15.	Personating public officers	8	6	0	14	0	0	0	0
16.	Possession of forged document	0	1	0	1	0	2	0	2
17.	Receiving a bribe	0	1	0	1	0	0	0	0
18.	Receiving a corrupt benefit	2	0	0	2	0	0	0	0
19.	Using forged document	8	7	0	15	2	3	0	5
20.	Uttering and possession with intent to utter counterfeit coin or note	3	6	0	9	0	0	0	0
21.	Disobedience of lawful orders	59	22	3	84	44	10	1	55
22.	False certificate by public officers	0	0	0	0	0	1	0	1
	TOTAL	296	357	17	670	253	120	16	389
	Sexual Offences								
23.	Abduction of person under 18 years of age with intent to have carnal knowledge	70	27	6	103	54	24	10	88
24.	Aiding to commit rape	0	5	0	5	0	0	0	0
25.	Assault with intent to commit rape	1	0	0	1	1	1	0	2
26.	Attempt to commit rape	20	4	1	25	13	6	2	21
27.	Defilement of intellectually impaired persons	1	0	0	1	1	0	0	1
28.	Defilement of young persons between 13 and 16 years of age	89	15	6	110	104	61	2	167
29.	Householder permitting Defilement of a person under 16 years of age on premises	1	0	0	1	0	0	0	0
30.	Incest	2	0	0	2	0	0	0	0
31.	Indecent assault	131	49	13	193	158	31	12	201
32.	Indecently insulting or annoying any person	108	60	7	175	99	43	4	146
33.	Rape	253	80	32	365	236	36	6	278
34.	Sexual assaults	106	38	12	156	74	26	3	103
35.	Unnatural offence with animals	0	0	0	0	1	0	0	1
	TOTAL	782	278	77	1,137	741	228	39	1,008
	Prostitution Offences								
36.	Buying minors under the age of 18 years for immoral purposes	1	0	0	1	0	0	0	0
37.	Loitering or soliciting for the purpose of prostitution	21	2	0	23	1	1	0	2
	TOTAL	22	2	0	24	1	1	0	2
	Offences against the Person								
38.	Acts intended to cause grievous harm	92	37	8	137	83	20	4	107
39.	Aiding and abetting acts intended to cause grievous harm	3	0	0	3	0	0	0	0
40.	Assault causing actual bodily harm	2,291	1,451	168	3,910	2,361	1,307	114	3,782
41.	Attempted murder	2	8	0	10	9	3	1	13
42.	Common assault	328	301	25	654	304	278	25	607

38.	Acts intended to cause grievous harm	92	37	8	137	83	20	4	107
39.	Aiding and abetting acts intended to cause grievous harm	3	0	0	3	0	0	0	0
40.	Assault causing actual bodily harm	2,291	1,451	168	3,910	2,361	1,307	114	3,782
41.	Attempted murder	2	8	0	10	9	3	1	13
42.	Common assault	328	301	25	654	304	278	25	607
43.	Failure to supply necessities	0	1	0	1	0	0	0	0
44.	Grievous harm	41	12	1	54	27	9	3	39
45.	Incitement	0	0	0	0	1	0	0	1
46.	Kidnapping	0	0	0	0	1	0	0	1
47.	Kidnapping or abducting with intent to confine person	0	0	0	0	0	1	0	1
48.	Manslaughter	2	1	0	3	1	0	0	1
49.	Manslaughter arising from a breach of duty	1	1	0	2	0	1	0	1
50.	Murder	7	12	3	22	8	6	0	14
51.	Other negligent acts causing harm	0	0	0	0	1	0	0	1
52.	Reckless or negligent acts	3	6	1	10	4	3	0	7
53.	Serious assaults	307	113	22	442	271	118	14	403
54.	Unlawful wounding	17	8	0	25	21	11	2	34
55.	Wrongful confinement	3	5	4	12	5	6	0	11
56.	Attempted infanticide	0	0	0	0	1	0	0	1
57.	Dealing in poisonous substances in negligent manner	0	0	0	0	0	1	0	1
	TOTAL	3,097	1,956	232	5,285	3,098	1,764	163	5,025
	Offences against the Property								
58.	Aggravated burglary	14	53	10	77	22	64	6	92
59.	Aggravated robbery	24	134	7	165	20	151	16	187
60.	Attempted aggravated burglary	0	0	0	0	0	2	0	2
61.	Attempted aggravated robbery	0	5	0	5	0	1	0	1
62.	Attempted burglary	4	15	2	21	5	5	1	11
63.	Attempted robbery	3	6	0	9	1	2	0	3
64.	Attempted theft	0	3	1	4	2	5	2	9
65.	Burglary	635	1,001	142	1,778	641	937	113	1,691
66.	Going equipped for theft or a Property offence	3	0	0	3	3	0	0	3
67.	Making off without payment	5	20	1	26	0	9	0	9

68.	Receiving	11	21	4	36	8	12	0	20
69.	Robbery	34	160	18	212	28	151	10	189
70.	Sacrilege	5	15	1	21	4	16	0	20
71.	Theft	1,767	2,791	2,025	6,583	1,432	2,216	207	3,855
72.	Attempted Sacrilege	0	0	0	0	0	1	0	1
73.	Theft of Motor Vehicle	11	31	7	49	5	14	3	22
	TOTAL	2,516	4,255	2,218	8,989	2,171	3,586	358	6,115
	Fraudulent Conduct								
74.	Attempt to obtain a financial advantage by deception	0	1	0	1	0	0	0	0
75.	Conspiracy to defraud Causing a loss	0	1	0	1	0	0	0	0
76.	Conversion	25	75	0	100	2	1	0	3
77.	Conversion by a trustee	0	0	0	0	1	0	0	1
78.	False or misleading documents	4	1	0	5	0	3	0	3
79.	False or misleading information	2	0	0	2	0	0	0	0
80.	False or misleading statements In applications	1	0	0	1	1	1	0	2
81.	False statements in applications	0	0	0	0	0	2	0	2
82.	Fraudulent falsification of accounts	36	76	0	112	0	0	0	0
83.	General dishonesty	0	0	0	0	2	0	0	2
84.	General dishonesty - Causing a loss	11	48	3	62	23	36	0	59
85.	General dishonesty - Obtaining a gain	2	0	0	2	0	1	1	2
86.	Obtaining a financial advantage by deception	98	254	7	359	66	80	19	165
87.	Obtaining cash by false pretences	0	3	1	4	0	0	0	0
88.	Obtaining financial advantage	0	1	0	1	0	0	0	0
89.	Obtaining goods by false pretences	2	1	0	3	1	0	0	1
90.	Obtaining money by false pretences	0	0	0	0	0	1	0	1
91.	Obtaining property by deception	66	21	3	90	3	71	12	86
92.	Personation in general	4	3	1	8	8	4	0	12
93.	Unwarranted demand with menaces	0	0	0	0	0	1	0	1
	TOTAL	251	485	15	751	107	201	32	340
	Offences Miscellaneous Offence								
94.	Accessories after the facts	0	0	0	0	0	1	0	1
95.	Arson	3	5	2	10	9	5	1	15
96.	Attempts to commit arson	2	1	0	3	4	2	2	8
97.	Common nuisance	136	28	10	174	115	48	7	170
98.	Criminal intimidation	393	261	41	695	400	309	38	747
99.	Criminal trespass	302	237	30	569	280	248	28	556

100.	Injuring animals	25	8	1	34	37	9	3	49
101.	Damaging Property	355	411	36	802	353	416	28	797
102.	Setting fire to crops and growing plants	0	1	0	1	0	2	0	2
103.	Traffic in obscene publications	2	1	0	3	2	0	0	2
104.	Wearing of uniform without lawful authority	2	1	0	3	1	0	0	1
105.	Attempted damaging property	0	0	0	0	0	1	0	1
	TOTAL	1,220	954	120	2,294	1,201	1,041	107	2,349
	Offences against Other Acts								
106.	Absconding bail conditions	1	0	0	1	0	1	0	1
107.	Administration of illicit drugs	1	0	0	1	0	0	0	0
108.	Breach of bail conditions	13	2	2	17	18	3	0	21
109.	Breach of court order	1	0	0	1	0	0	0	0
110.	Breach of DVRO	176	179	20	375	158	169	18	345
111.	Breach of suspended sentence order	6	2	1	9	23	9	2	34
112.	Contraband items	0	0	0	0	1	0	0	1
113.	Disorderly conduct in the police station	8	5	1	14	1	0	1	2
114.	Drinking liquor in public place	1	0	0	1	0	0	0	0
115.	Drunk and disorderly	1	1	0	2	1	1	0	2
116.	Fail to confine animals	0	1	0	1	0	0	0	0
117.	Failure to comply with orders	2,467	654	121	3,242	1,616	366	47	2,029
118.	Failure to declare arms & ammunition	0	0	0	0	3	0	0	3
119.	False representation in order to obtain a benefit	5	0	0	5	10	0	0	10
120.	Found in possession of explosives	0	0	0	0	2	0	0	2
121.	Incitement to violence and disobedience of the law	1	0	0	1	0	0	0	0
122.	Indecent language in public place	1	0	0	1	0	0	0	0
123.	Malicious act	10	2	1	13	18	1	0	19
124.	Money laundering	0	1	0	1	0	0	0	0
125.	Neglect to comply with directions of a medical officer	1	1	0	2	0	0	0	0
126.	Pornographic activities involving juvenile	2	0	0	2	0	0	0	0
127.	Possession of arms and ammunitions without license	0	0	0	0	3	0	0	3
128.	Proceeds of crime	1	15	0	16	0	0	0	0
129.	Threats and false statements respecting airports	6	0	0	6	1	0	0	1
130.	Throwing object	0	0	0	0	1	0	1	2

131.	Unlawful cultivation of illicit drugs	125	9	2	136	161	12	2	175
132.	Unlawful entry of prohibited articles	1	0	0	1	0	0	0	0
133.	Unlawful importation of illicit drugs	0	1	0	1	3	2	0	5
134.	Unlawful possession of illicit drugs	1,160	153	42	1,355	747	75	28	850
135.	Unlawful supply of illicit drugs	0	1	0	1	0	1	0	1
136.	Unlawful transportation of illicit drugs	3	0	0	3	0	0	0	0
137.	Unruly passenger	1	0	1	2	0	0	0	0
138.	Usage of illicit drugs	1	0	0	1	0	0	0	0
139.	Using abusive language in public place	0	1	0	1	0	0	0	0
140.	Unlawful Procession	0	0	0	0	1	0	0	1
141.	Causing harm by posting electronic communication	0	0	0	0	0	3	0	3
142.	Posting an intimate visual recording	0	0	0	0	0	1	0	1
143.	Power to take fingerprints etc	0	0	0	0	0	1	0	1
144.	Import licences	0	0	0	0	3	0	0	3
145.	Restriction on the use of the title "university"	0	0	0	0	0	1	0	1
146.	Harbouring a prisoner	2	0	0	2	0	0	0	0
	TOTAL	3,995	1,028	191	5214	2,771	646	99	3,516
	Grand Total	12,181	9,315	2,870	24,366	10,343	7,587	814	18,744

Table 39.0 presents the distribution of victims by ethnicity for the years 2020 and 2021.

In 2020, the data revealed that the largest ethnic group among the victims was the i-Taukei, accounting for 50% of the total victims. Following closely behind were Fijians of Indian descent, constituting 38% of the victims. The remaining 12% of victims were classified as Fijians of Other descent, representing individuals from diverse ethnic backgrounds including expatriates and tourists.

In 2021, the majority of the victims were also i-Taukei, comprising 55% of the total victims. Fijians of Indian descent accounted for 41% of the victims, indicating a higher representation compared to 2021. Additionally, Fijians of Other descent constituted a smaller percentage of victims in 2020, at just 4%.

11.4 SEXUAL OFFENCES

11.4.1 Sexual Offences by Year (2017-2021)

Table 40.0 Sexual Offences by Year (2017 - 2021)

S/ No.	Sexual Offences	2017	2018	2019	2020	2021
1.	Abduction of person under 18 years of age with intent to have carnal knowledge	124	143	122	103	88
2.	Aiding and abetting another person to have carnal knowledge without consent	0	0	1	0	0
3.	Aiding to commit rape	0	0	0	5	0
4.	Assault with intent to commit rape	7	5	2	1	2
5.	Attempt to commit rape	28	19	22	25	21
6.	Defilement of children under 13 years of age	6	1	3	0	0
7.	Defilement of intellectually impaired persons	1	2	3	1	1

8.	Defilement of young persons between 13 and 16 years of age	135	148	122	110	167
9.	Householder permitting defilement of a child on premises	1	0	0	0	0
10.	Householder permitting defilement of a person under 16 years of age on premises	0	0	1	1	0
11.	Incest	2	0	0	2	0
12.	Indecent assault	219	248	209	193	201
13.	Indecently insulting or annoying any person	413	271	181	176	146
14.	Rape	343	245	315	365	278
15.	Sexual assaults	94	130	108	156	103
16.	Unnatural offence with animals	0	0	0	0	1
Total		1,373	1,212	1,089	1,138	1,008

Table 40.0 provides an overview of the reported sexual offences in Fiji from the years 2017 to 2021. Overall, a total of 1,373 sexual offences were reported in 2017, which decreased to 1,212 cases in 2018, and further decreased to 1,089 cases in 2019. The number increased slightly to 1,138 cases in 2020, and then decreased to 1,008 cases in 2021.

11.4.2 Sexual Offences by Victims' Gender (2020 & 2021)

Table 41.0 Sexual Offences by Victims' Gender (2020 & 2021)

S/ no.	Year	2020			2021		
	Sexual Offences	Fe- male	Male	Total	Female	Male	Total
1.	Abduction of person under 18 years of age with intent to have carnal knowledge	100	3	103	86	2	88
2.	Aiding to commit rape	5	0	5	0	0	0
3.	Assault with intent to commit rape	1	0	1	2	0	2
4.	Attempt to commit rape	22	3	25	18	3	21
5.	Defilement of intellectually impaired persons	1	0	1	1	0	1
6.	Defilement of young persons between 13 and 16 years of age	109	1	110	167	0	167
7.	Householder permitting defilement of a person under 16 years of age on premises	1	0	1	0	0	0
8.	Incest	2	0	2	0	0	0
9.	Indecent assault	177	16	193	193	8	201
10.	Indecently insulting or annoying any person	141	35	176	131	15	146
11.	Rape	343	22	365	264	14	278
12.	Sexual assaults	143	13	156	87	16	103
13.	Unnatural offence with animals	0	0	0	0	1	1
Total		1,044	94	1,138	949	59	1,008

Table 41.0 shows the sexual offences by gender for the years 2020 & 2021. In 2020, there were a total of 1,138 reported sexual offences, with 1,044 cases involving female victims and 94 cases involving male victims. This indicates that female victims accounted for approximately 92% of the reported cases, while male victims constituted around 8% of the total. Among the different types of sexual offences, the highest number of cases involving female victims occurred in the category of rape, with 343 reported incidents.

Moving on to 2021, there were a total of 1,008 reported sexual offences. Among the victims, 949 cases involved females and 59 cases involved males. Thus, female victims comprised approximately 94% of the reported cases, while male victims represented around 6% of the total. Similarly to 2020, the highest number of reported cases for female victims in 2021 was in the category of rape, with 264 incidents.

11.5 DOMESTIC VIOLENCE

11.5.1 Domestic Violence against Women, Girls & Boys (2020 & 2021)

Table 42.0 Domestic Violence against Women, Girls & Boys (2020 & 2021)

S/ No.	Offence Type	2020				2021			
		Women	Girls	Boys	Total	Women	Girls	Boys	Total
1.	Abduction of person under 18 years of age with intent to have carnal knowledge	1	9	0	10	1	9	0	10
2.	Acts intended to cause grievous harm	17	0	2	19	6	2	0	8
3.	Aiding to commit rape	0	3	0	3	0	0	0	0
4.	Assault causing actual bodily harm	600	49	44	693	616	40	44	700
5.	Attempt to commit rape	1	3	0	4	1	1	2	4
6.	Attempted murder	2	1	0	3	5	0	0	5
7.	Common assault	98	10	9	117	97	14	9	120
8.	Defilement of intellectually impaired persons	0	0	0	0	1	0	0	1
9.	Defilement of young persons between 13 and 16 years of age	0	15	0	15	0	14	0	14
10.	Grievous harm	7	1	0	8	4	0	1	5
11.	Incest	0	2	0	2	0	0	0	0
12.	Indecent assault	5	26	2	33	4	26	0	30
13.	Manslaughter arising from a breach of duty	0	0	2	2	0	0	0	0
14.	Murder	1	0	0	1	1	0	0	1
15.	Other negligent acts causing harm	0	0	0	0	1	0	0	1
16.	Rape	38	70	4	112	8	50	2	60
17.	Serious assaults	0	0	0	0	1	0	0	1
18.	Sexual assaults	0	33	3	36	3	9	1	13
19.	Unlawful wounding	0	0	0	0	1	0	0	1
20.	Wrongful confinement	0	1	0	1	0	0	0	0
Total		776	228	68	1,072	753	171	59	983

Table 42.0 presents data on domestic violence against women, girls, and boys for the years 2020 and 2021. In 2020, a total of 1,072 cases of domestic violence were reported. Among the victims, 776 were women, 228 were girls, and 68 were boys. The most prevalent offence type was assault causing actual bodily harm, with 693 reported cases. Other common offences included common assault, indecent assault, rape and sexual assaults.

Moving to 2021, there were 983 reported cases of domestic violence. Among the victims, 753 were women, 171 were girls, and 59 were boys. Similar to 2020, assault causing actual bodily harm was the most frequently reported offence, with 700 cases. Other notable offences included common assault, indecent assault, and rape.

The data highlights that women consistently constituted the majority of victims of domestic violence in both 2020 and 2021. In 2020, women represented approximately 72% of the total reported cases, while in 2021, they accounted for around 76%.

11.5.3 Domestic Violence against Women, Girls and Boys by Division & Stations (2020 & 2021)

Table 43.0 Domestic Violence against Women, Girls and Boys by Division & Stations (2020 & 2021)

Year		2020				2021			
S/ No.	Police Stations	Women	Girls	Boys	Total	Women	Girls	Boys	Total
1.	Totogo	9	6	0	15	14	1	0	15
	Central Division Subtotal	9	5	1	15	14	1	0	15
1.	Navua	7	0	0	7	23	1	1	25
2.	Vanuabalavu	1	0	0	1	0	0	0	0
3.	Kadavu	1	1	0	2	5	0	0	5
4.	Lami	4	8	0	12	3	0	1	4
5.	Nasinu	13	3	0	16	11	0	1	12
6.	Lakeba	6	0	0	6	2	0	0	2
7.	Nabua	5	18	0	23	6	0	0	6
8.	Raiwaqa	14	4	2	20	0	0	1	1
9.	Samabula	2	0	0	2	2	0	0	2
10.	Rotuma	2	0	0	2	0	0	0	0
11.	Valelevu	5	0	0	5	20	1	1	22
	Southern Division Subtotal	60	34	3	96	72	2	5	79
1.	Border	1	0	0	1	0	0	0	0
2.	Namaka	25	3	2	30	10	1	1	12
3.	Ba	67	13	3	83	74	19	3	96
4.	Nalawa	16	3	3	21	26	3	1	30
5.	Keiyasi	12	4	1	17	8	0	1	9
6.	Lautoka	145	49	14	208	108	44	7	159
7.	Nadi	75	13	7	95	107	18	9	134
8.	Sabeto	20	1	2	23	28	1	1	30
9.	Rakiraki	25	4	10	39	17	6	4	27
10.	Sigatoka	75	4	3	82	33	1	0	34
11.	Tavua	35	7	1	43	30	2	0	32
12.	Vatukoula	17	4	1	22	22	5	4	31
	Western Division Subtotal	513	105	47	665	463	100	31	594
1.	Nausori	7	2	0	9	7	0	0	7
2.	Nakasi	22	10	2	34	39	4	1	44
3.	Korovou	7	0	3	10	4	2	1	7
4.	Levuka	12	0	0	12	6	0	0	6

5.	Vunidawa	4	2	1	7	13	2	3	18
	Eastern Division Subtotal	52	14	6	72	69	8	5	82
1.	Taveuni	11	3	0	14	4	2	0	6
2.	Labasa	77	49	5	131	62	29	10	101
3.	Nabouwalu	14	3	0	17	7	0	1	8
4.	Seaqaqa	16	8	5	29	4	12	2	18
5.	Savusavu	16	3	2	21	47	14	4	65
6.	Tukavesi	8	3	1	12	11	3	1	15
	Northern Division Subtotal	142	69	13	224	135	60	18	213
	Grand Total	776	228	68	1,072	753	171	59	983

According to the provided table, it showcases the reported instances of domestic violence against women, girls, and boys across the five divisions and 35 police stations in Fiji. In 2021, a total of 983 domestic violence cases were reported, encompassing 753 cases involving women, 171 cases involving girls, and 59 cases involving boys. Among the divisions in 2021, the Western division had the highest number of cases, with 594 reported incidents. It was followed by the Northern division with 213 cases, the Eastern division with 82 cases, the Southern division with 79 cases, and the Central division with 15 cases.

11.5.5 Domestic Violence against Women, Girls and Boys by Ethnicity (2020 & 2021)

Table 44.0 Domestic Violence against Women, Girls and Boys by Ethnicity (2020 & 2021)

	Year	2020				2021			
S/No.	Victims Ethnic group	Women	Girls	Boys	Total	Women	Girls	Boys	Total
1.	i-Taukei	506	126	43	675	521	121	36	678
2.	Fijians of Indian descent	252	69	24	345	215	47	21	283
3.	Fijians of Other descent	18	33	1	52	17	3	2	22
	Total	776	228	68	1,072	753	171	59	983

Table 44.0 offers valuable insights into the prevalence of domestic violence cases among different ethnic groups in Fiji for the years 2020 and 2021.

In 2020, the data indicates that domestic violence affected a significant number of individuals. Among those identifying as i-Taukei, 506 cases were reported involving women, along with 126 cases involving girls and 44 cases involving boys, resulting in a total of 675 cases. Fijians of Indian descent experienced 252 cases of domestic violence against women, 69 cases against girls, and 24 cases against boys, making the total reported cases for this ethnic group 345. And Fijians of Other descent faced 18 cases involving women, 33 cases involving girls, and 1 case involving boys, amounting to a total of 52 reported cases.

Shifting to 2021, the data shows a slight increase in reported cases among victims identifying as i-Taukei, with 521 cases of domestic violence against women, 121 cases against girls, and 36 cases against boys, resulting in a total of 678 cases. On the other hand, Fijians of Indian descent experienced a decrease in reported cases, with 215 cases of domestic violence against women, 47 cases against girls, and 21 cases against boys. The total reported cases for this ethnic group in 2021 amounted to 283. Fijians of Other descent also observed a decrease in reported cases, with 17 cases of domestic violence against women, 3 cases against girls, and 2 cases against boys, making the total reported cases for this ethnic group 22.

11.5.6 Domestic Violence against Women, Girls and Boys by Age Group (2020 & 2021)

Table 45.0 Domestic Violence against Women, Girls and Boys by Age Group (2020 & 2021)

Year		2020				2021			
S/ No.	Age Group	Women	Girls	Boys	Total	Women	Girls	Boys	Total
1.	Infant 5 years & below	-	17	18	35	-	4	5	9
2.	6 - 12	-	51	24	75	-	33	22	55
3.	13 - 17	-	160	26	186	-	134	32	166
4.	18 - 24	201	-	-	201	167	-	-	167
5.	25 - 31	229	-	-	229	234	-	-	234
6.	32 - 38	178	-	-	178	154	-	-	154
7.	39 - 45	91	-	-	91	102	-	-	102
8.	46 - 52	33	-	-	33	45	-	-	45
9.	53 - 59	21	-	-	21	28	-	-	28
10.	60 years & Over	23	-	-	23	23	-	-	23
Total		776	228	68	1,072	753	171	59	983

Table 45.0 presents data on domestic violence cases against women, girls, and boys categorized by age group for the years 2020 and 2021. In summary, the data from 2020 and 2021 indicates that women in the age range of 25 to 31 years were most affected by domestic violence. Among children, girls in the age group of 13 to 17 years faced a higher number of reported cases.

11.5.7 Domestic Violence Cases Associated with Liquor (AWL)

Table 46.0 Domestic Violence Cases Associated with Liquor (2020 & 2021)

Year	2020				2021			
Contributing Factor	Women	Girls	Boys	Total	Women	Girls	Boys	Total
Associated with Liquor	34	3	0	37	44	12	2	58

According to Table 46.0, which focuses on domestic violence cases associated with liquor, there were a total of 37 reported cases in 2020. These cases involved 34 incidents of domestic violence against women, along with 3 cases involving girls. No cases were reported involving boys in relation to liquor-related domestic violence.

Moving to 2021, the number of reported cases increased, with a total of 58 incidents associated with liquor. Among these cases, 44 involved domestic violence against women, 12 involved girls, and 2 involved boys.

12.0 OFFENDERS

Offender data refers to the number of offences identified through actions taken against an individual responsible for a crime. It is important to note that offender data does not represent a count of unique offenders or the number of offences resolved. For instance, if an offender is charged with multiple offences such as theft, aggravated robbery, and burglary, each offence would be counted separately.

In Fiji, the law establishes a conclusive presumption that no child under the age of ten can be held accountable for committing any offence. Juvenile offenders are individuals who are below the age of 18 years. The age recorded for an offender is based on their age at the time of apprehension by the police.

12.1 Offenders by Age Group

Table 47.0 Offenders by Age Group (2017 - 2021)

Age Group	2017	2018	2019	2020	2021
1) Juveniles (< 18 years)	594	626	692	1,303	945
2) 18 - 35 years	10,729	11,001	9,288	13,441	10,884
3) 36 - 55 years	4,533	5,413	5,012	7,110	4,670
4) 56 years & Older	594	621	554	713	714
Total	16,450	17,661	15,546	22,567	17,215

The table 47.0 provides data on the distribution of offenders based on age groups for the years 2017 to 2021. The table categorizes offenders into four age groups: Juveniles (< 18 years), 18-35 years, 36-55 years, and 56 years & Over. The total number of offenders was 16,450 in 2017, which increased to 17,661 in 2018. However, there was a decline in 2019, with 15,546 offenders recorded. The number experienced a significant surge in 2020, reaching 23,567 offenders. In 2021, the total number of offenders decreased to 17,215.

12.2 Offenders by Age Group Distribution

Table 48.0 Offenders by Age Group Distribution, 2021

Year		2021				
S/No.	Criminal Offences	Juvenile	18 - 35	36 - 55	56 & Older	Total
Offences against the Administration of Lawful Authority						
1.	Abuse of office	0	10	2	0	12
2.	Bribery of public officials	0	10	5	0	15
3.	Conspiracy to defeat justice and interference with witnesses	0	4	2	0	6
4.	Destroying evidence	0	1	0	0	1
5.	Disobedience of lawful orders	28	73	18	0	119
6.	Escape from lawful custody	41	25	5	0	71
7.	False certificate by public officers	0	1	0	0	1
8.	False information to public servant	5	71	21	2	99
9.	Falsification of documents	0	12	50	0	62
10.	Forgery	0	0	25	71	96
11.	Possession of forged document	0	0	2	0	2
12.	Using forged document	0	3	1	1	5
TOTAL		74	210	131	74	489

Sexual Offences						
13.	Abduction of person under 18 years of age with intent to have carnal knowledge	3	72	6	1	82
14.	Assault with intent to commit rape	1	1	0	0	2
15.	Attempt to commit rape	2	11	5	0	18
16.	Defilement of intellectually impaired persons	0	1	0	0	1
17.	Defilement of young persons between 13 and 16 years of age	7	100	47	9	163
18.	Indecent assault	11	77	64	24	176
19.	Indecently insulting or annoying any person	4	45	49	34	132
20.	Rape	44	110	88	29	271
21.	Sexual assaults	10	39	34	12	95
TOTAL		82	456	293	109	940
Prostitution Offences						
23.	Loitering or soliciting for the purpose of prostitution	0	2	1	0	3
TOTAL		0	2	1	0	3
Offences against the Person						
24.	Acts intended to cause grievous harm	0	50	40	5	95
25.	Assault causing actual bodily harm	26	1,699	1,077	164	2,966
26.	Attempted infanticide	0	1	0	0	1
27.	Attempted murder	0	5	4	2	11
28.	Common assault	14	243	199	31	487
29.	Dealing in poisonous substances in negligent manner	0	0	1	0	1
30.	Grievous harm	0	18	16	1	35
31.	Incitement	0	0	0	1	1
32.	Kidnapping	0	0	1	0	1
33.	Kidnapping or abducting with intent to confine person	0	1	0	0	1
34.	Manslaughter	0	0	1	0	1
35.	Manslaughter arising from a breach of duty	0	0	2	0	2
36.	Murder	1	8	4	2	15
37.	Other negligent acts causing harm	0	1	0	0	1
38.	Reckless or negligent acts	0	2	3	2	7
39.	Serious assaults	14	339	91	12	456
40.	Unlawful wounding	0	18	12	5	35
41.	Wrongful confinement	0	5	6	1	12
TOTAL		55	2,390	1,457	226	4,128

	Offences against the Property					
42.	Aggravated burglary	37	94	8	0	139
43.	Aggravated robbery	25	65	0	0	100
44.	Attempted aggravated burglary	0	2	0	0	2
45.	Attempted aggravated robbery	0	1	0	0	1
46.	Attempted burglary	4	12	0	0	16
47.	Attempted robbery	0	2	0	0	2
48.	Attempted theft	0	6	3	0	9
49.	Burglary	52	305	42	2	401
50.	Going equipped for theft or a property offence	0	2	1	0	3
51.	Making off without payment	1	4	2	0	7
52.	Receiving	0	12	6	4	22
53.	Robbery	8	53	5	0	66
54.	Sacrilege	0	7	0	0	7
55.	Theft	207	1,567	524	23	2,321
56.	Theft of Motor Vehicle	1	12	1	0	14
	TOTAL	335	2,144	602	29	3,110
	Fraudulent Conduct					
57.	Conversion	0	1	2	0	3
58.	Conversion by a trustee	0	0	1	1	2
59.	False or misleading documents	0	1	0	2	3
60.	False or misleading statements in applications	0	0	0	2	2
61.	False statements in applications	0	0	0	2	2
62.	General dishonesty - Causing a loss	0	73	69	1	143
63.	General dishonesty - Obtaining a gain	0	1	1	0	2
64.	Obtaining a financial advantage by deception	0	130	28	6	164
65.	Obtaining goods by false pretences	0	1	0	0	1
66.	Obtaining money by false pretences	0	2	0	0	2
67.	Obtaining property by deception	0	91	84	1	176
68.	Personation in general	0	9	4	0	13
	TOTAL	0	309	189	15	513
	Other Miscellaneous Offences					
69.	Accessories after the facts	0	1	0	0	1
70.	Arson	0	5	7	0	12
71.	Attempted damaging property	0	1	0	0	1
72.	Attempts to commit arson	0	5	2	1	8
73.	Common nuisance	2	158	72	10	242
74.	Criminal intimidation	21	375	260	64	720

75.	Criminal trespass	24	355	143	15	537
76.	Injuring animals	3	13	8	1	25
77.	Damaging Property	57	442	150	16	665
78.	Setting fire to crops and growing plants	1	1	0	0	2
79.	Traffic in obscene publications	0	0	2	0	2
80.	Wearing of uniform without lawful authority	0	1	0	0	1
	TOTAL	108	1,357	644	107	2,216
	Offences against Other Acts					
81.	Absconding bail conditions	0	1	0	0	1
82.	Breach of bail conditions	0	16	4	0	20
83.	Breach of DVRO	0	113	135	25	273
84.	Breach of suspended sentence order	0	25	9	0	34
85.	Causing harm by posting electronic communication	0	1	2	0	3
86.	Contraband items	0	1	0	0	1
87.	Disorderly conduct in the police station	0	1	1	0	2
88.	Drunk and disorderly	0	3	0	0	3
89.	Failure to comply with orders	229	3,016	841	97	4,183
90.	Failure to declare arms & ammunition	0	0	3	0	3
91.	False representation in order to obtain a benefit	0	2	6	2	10
92.	Found in possession of explosives	0	2	1	1	4
93.	Import licences	0	0	3	0	3
94.	Malicious act	14	48	20	6	88
95.	Possession of arms and ammunitions without license	0	0	3	0	3
96.	Posting an intimate visual recording	0	0	1	0	1
97.	Power to take fingerprints etc	0	1	0	0	1
98.	Restriction on the use of the title "university"	0	0	1	0	1
99.	Threats and false statements respecting airports	0	1	0	0	1
100.	Throwing object	14	42	4	0	60
101.	Unlawful cultivation of illicit drugs	3	107	60	6	176
102.	Unlawful importation of illicit drugs	0	3	4	0	7
103.	Unlawful possession of illicit drugs	16	592	251	19	878
104.	Unlawful Procession	14	41	4	0	59
105.	Unlawful supply of illicit drugs	1	0	0	0	1
	TOTAL	291	4,016	1,353	156	5,816
	Grand Total	945	10,884	4,670	716	17,215

The offenders' age group percentage distribution for the year 2021 is as follows: Juveniles (5%), 18 - 35 year olds (63%), 36 - 55 year olds (27%) and 56 years & Older (4%). The age group with the highest number of offenders consistently remained the 18 - 35 years category, followed by the 36-55 years category. Juveniles (< 18 years) had a significant number of offenders in 2020, but the number decreased in 2021. The age group 56 years & older had the smallest number of offenders throughout the years.

12.3 Offenders by Gender Comparison

Table 49.0 Offenders by Gender Comparison (2020 & 2021)

S/ No.	Year	2020			2021		
	Criminal Offences	Female	Male	Total	Female	Male	Total
Offences against the International Order							
1.	Offence of domestic trafficking in persons	1	0	1	0	0	0
2.	Offence of trafficking in persons	1	0	1	0	0	0
	TOTAL	2	0	2	0	0	0
Offences against the Administration of Lawful Authority							
3.	Abuse of office	1	3	4	0	12	12
4.	Bribery	0	0	0	0	13	13
5.	Bribery of public officials	1	22	23	0	2	2
6.	Conspiracy to defeat justice and interference with witnesses	2	5	7	0	6	6
7.	Destroying evidence	0	3	3	0	1	1
8.	Disobedience of lawful orders	9	97	106	9	110	119
9.	Escape from lawful custody	2	68	70	0	71	71
10.	False certificate by public officers	0	0	0	1	0	1
11.	False information to public servant	35	146	181	15	84	99
12.	False statements on oath	0	8	8	0	0	0
13.	False statutory declaration without oath	0	1	1	0	0	0
14.	Falsification of documents	187	150	337	6	56	62
15.	Forgery	7	6	13	1	95	96
16.	Giving information derived from false or misleading documents	0	1	1	0	0	0
17.	Personating public officers	0	13	13	0	0	0
18.	Possession of forged document	0	1	1	0	2	2
19.	Receiving a bribe	0	1	1	0	0	0
20.	Receiving a corrupt benefit	0	2	2	0	0	0
21.	Using forged document	6	9	15	1	4	5
22.	Uttering and possession with intent to utter counterfeit coin or note	3	7	10	0	0	0
	TOTAL	253	543	796	33	456	489
Sexual Offences							
23.	Abduction of person under 18 years of age with intent to have carnal knowledge	2	97	99	0	82	82
24.	Aiding to commit rape	5	5	10	0	0	0
25.	Assault with intent to commit rape	0	1	1	0	2	2
26.	Attempt to commit rape	0	21	21	0	18	18
27.	Defilement of intellectually impaired persons	0	0	0	0	1	1
28.	Defilement of young persons between 13 and 16 years of age	0	100	100	0	163	163
29.	Householder permitting defilement of a person under 16 years of age on premises	1	0	1	0	0	0
30.	Incest	0	2	2	0	0	0

31.	Indecent assault	0	171	171	0	176	176
32.	Indecently insulting or annoying any person	8	148	156	5	127	132
33.	Rape	11	344	355	0	271	271
34.	Sexual assaults	1	147	148	0	95	95
	TOTAL	28	1,036	1,064	5	935	940
	Prostitution Offences						
35.	Buying minors under the age of 18yrs for immoral purposes	0	1	1	0	0	0
36.	Loitering or soliciting for the purpose of prostitution	24	18	42	1	2	3
	TOTAL	24	19	43	1	2	3
	Offences against the Person						
37.	Acts intended to cause grievous harm	16	109	125	14	81	95
38.	Aiding and abetting acts intended to cause grievous harm	0	3	3	0	0	0
39.	Assault causing actual bodily harm	333	2,686	3,019	339	2,627	2,966
40.	Attempted infanticide	0	0	0	1	0	1
41.	Attempted murder	0	15	15	2	9	11
42.	Common assault	69	464	533	62	425	487
43.	Dealing in poisonous substances in negligent manner	0	0	0	0	1	1
44.	Failure to supply necessities	0	1	1	0	0	0
45.	Grievous harm	7	37	44	6	29	35
46.	Incitement	0	0	0	0	1	1
47.	Kidnapping	0	0	0	0	1	1
48.	Kidnapping or abducting with intent to confine person	0	0	0	0	1	1
49.	Manslaughter	0	3	3	0	1	1
50.	Manslaughter arising from a breach of duty	2	1	3	1	1	2
51.	Murder	1	30	31	1	14	15
52.	Other negligent acts causing harm	0	0	0	0	1	1
53.	Reckless or negligent acts	1	8	9	0	7	7
54.	Serious assaults	50	455	505	20	436	456
55.	Unlawful wounding	9	12	21	11	24	35
56.	Wrongful confinement	2	11	13	1	11	12
	TOTAL	490	3,835	4,325	458	3,670	4,128
	Offences against the Property						
57.	Aggravated burglary	2	114	116	1	138	139
58.	Aggravated robbery	2	93	95	2	98	100
59.	Attempted aggravated burglary	0	0	0	0	2	2

60.	Attempted aggravated robbery	0	4	4	1	0	1
61.	Attempted burglary	0	14	14	0	16	16
62.	Attempted robbery	0	4	4	0	2	2
63.	Attempted theft	0	4	4	0	9	9
64.	Burglary	15	427	442	5	396	401
65.	Going equipped for theft or a property offence	0	3	3	0	3	3
66.	Making off without payment	8	17	25	0	7	7
67.	Receiving	5	33	38	4	18	22
68.	Robbery	0	60	60	2	64	66
69.	Sacrilege	1	6	7	0	7	7
70.	Theft	2,549	2,259	4,808	277	2,044	2,321
71.	Theft of Motor Vehicle	1	25	26	1	13	14
	TOTAL	2,583	3,063	5,646	293	2,817	3,110
	Fraudulent Conduct						
72.	Attempt to obtain a financial advantage by deception	0	2	2	0	0	0
73.	Conspiracy to defraud - Causing a loss	2	0	2	0	0	0
74.	Conversion	162	5	167	0	3	3
75.	Conversion by a trustee	0	0	0	1	1	2
76.	False or misleading documents	0	6	6	0	3	3
77.	False or misleading information	0	2	2	0	0	0
78.	False or misleading statements in applications	1	0	1	0	2	2
79.	False statements in applications	0	0	0	0	2	2
80.	Fraudulent falsification of accounts	99	13	112	0	0	0
81.	General dishonesty - Causing a loss	30	32	62	78	65	143
82.	General dishonesty - Obtaining a gain	0	2	2	0	2	2
83.	Obtaining a financial advantage by deception	162	235	397	12	152	164
84.	Obtaining cash by false pretences	0	4	4	0	0	0
85.	Obtaining financial advantage	0	1	1	0	0	0
86.	Obtaining goods by false pretences	0	2	2	0	1	1
87.	Obtaining money by false pretences	0	0	0	0	2	2
88.	Obtaining property by deception	8	82	90	64	112	176
89.	Personation in general	2	6	8	1	12	13
	TOTAL	466	392	858	156	357	513
	Other Miscellaneous Offences						
90.	Accessories after the facts	0	0	0	0	1	1
91.	Arson	3	10	13	0	12	12
92.	Attempted damaging property	0	0	0	0	1	1
93.	Attempts to commit arson	1	1	2	2	6	8

94.	Common nuisance	9	182	191	15	227	242
95.	Criminal intimidation	46	533	579	46	674	720
96.	Criminal trespass	34	456	490	31	506	537
97.	Injuring animals	1	18	19	0	25	25
98.	Damaging Property	57	570	628	47	618	665
99.	Setting fire to crops and growing plants	0	1	1	0	2	2
100.	Traffic in obscene publications	1	2	3	0	2	2
101.	Wearing of uniform without lawful authority	0	4	4	0	1	1
	TOTAL	153	1,777	1,930	141	2,075	2,216
	Offences against Other Acts						
102.	Absconding bail conditions	0	2	2	0	1	1
103.	Administration of illicit drugs	0	1	1	0	0	0
104.	Breach of bail conditions	1	16	17	0	20	20
105.	Breach of DVRO	33	259	292	41	232	273
106.	Breach of suspended sentence order	0	9	9	0	34	34
107.	Causing harm by posting electronic communication	0	0	0	0	3	3
108.	Contraband items	0	0	0	1	0	1
109.	Disorderly conduct in the police station	2	13	15	0	2	2
110.	Drinking liquor in public place	0	3	3	0	0	0
111.	Drunk and disorderly	1	1	2	0	3	3
112.	Failure to comply with orders	602	5,338	5,945	468	3,715	4,183
113.	Failure to declare arms & ammunition	0	0	0	0	3	3
114.	False representation in order to obtain a benefit	1	4	5	2	8	10
115.	Found in possession of explosives	0	0	0	0	4	4
116.	Harbouring a prisoner	1	1	2	0	0	0
117.	Import licences	0	0	0	0	3	3
118.	Incitement to violence and disobedience of the law	0	1	1	0	0	0
119.	Indecent language in public place	1	0	1	0	0	0
120.	Malicious act	7	6	13	6	82	88
121.	Money laundering	1	0	1	0	0	0
122.	Neglect to comply with directions of a medical officer	0	2	2	0	0	0
123.	Pornographic activities involving juvenile	0	2	2	0	0	0
124.	Possession of arms and ammunitions without license	0	0	0	0	3	3
125.	Posting an intimate visual recording	0	0	0	0	1	1
126.	Power to take fingerprints etc	0	0	0	0	1	1
127.	Proceeds of crime	2	29	31	0	0	0

128.	Restriction on the use of the title “university”	0	0	0	0	1	1
129.	Threats and false statements respecting airports	1	5	6	1	0	1
130.	Throwing object	0	0	0	1	59	60
131.	Unlawful cultivation of illicit drugs	1	139	140	5	171	176
132.	Unlawful entry of prohibited articles	0	2	2	0	0	0
133.	Unlawful importation of illicit drugs	0	1	1	0	7	7
134.	Unlawful possession of illicit drugs	81	1,321	1,402	46	832	878
135.	Unlawful Procession	0	0	0	1	58	59
136.	Unlawful supply of illicit drugs	0	1	1	0	1	1
137.	Unlawful transportation of illicit drugs	0	8	8	0	0	0
138.	Unruly passenger	0	2	2	0	0	0
139.	Usage of illicit drugs	0	1	1	0	0	0
140.	Using abusive language in public place	0	1	1	0	0	0
TOTAL		735	7,168	7,903	572	5,044	5,816
Grand Total		4,734	17,833	22,567	1,659	15,556	17,215

The above table shows the criminal offences and the gender distribution of offenders for the years 2020 and 2021. In 2020, there were a total of 22,567 offenders, out of which 4,734 were female, and 17,833 were male. And in 2021, there were a total of 17,215 offenders, out of which 1,659 were female, and 15,556 were male. In general, the majority of offenders in both years were male, with significantly higher numbers compared to female offenders.

12.4 Offenders by Age Group and Gender

Table 50.0 Offenders by Age Group and Gender (2021)

Offenders by Gender & Age group		Juvenile		18 - 35		36 - 55		56 & Older	
S/ No.	Criminal Offences	Female	Male	Female	Male	Female	Male	Female	Male
Offences against the Administration of Lawful Authority									
1.	Abuse of office	0	0	0	10	0	2	0	0
2.	Bribery	0	0	0	8	0	5	0	0
3.	Bribery of public officials	0	0	0	2	0	0	0	0
4.	Conspiracy to defeat justice and interference with witnesses	0	0	0	4	0	2	0	0
5.	Destroying evidence	0	0	0	1	0	0	0	0
6.	Disobedience of lawful orders	2	26	6	67	1	17	0	0
7.	Escape from lawful custody	0	41	0	25	0	5	0	0
8.	False certificate by public officers	0	0	1	0	0	0	0	0
9.	False information to public servant	1	4	9	62	5	16	0	2
10.	Falsification of documents	0	0	6	6	0	50	0	0
11.	Forgery	0	0	0	0	1	24	0	71
12.	Possession of forged document	0	0	0	0	0	2	0	0
13.	Using forged document	0	0	1	2	0	1	0	1
TOTAL		3	71	23	187	7	124	0	74

Sexual Offences									
14.	Abduction of person under 18 years of age with intent to have carnal knowledge	0	3	0	72	0	6	0	1
15.	Assault with intent to commit rape	0	1	0	1	0	0	0	0
16.	Attempt to commit rape	0	2	0	11	0	5	0	0
17.	Defilement of intellectually impaired persons	0	0	0	1	0	0	0	0
18.	Defilement of young persons between 13 and 16 years of age	0	7	0	100	0	47	0	9
19.	Indecent assault	0	11	0	77	0	64	0	24
20.	Indecently insulting or annoying any person	0	4	4	41	1	48	0	34
21.	Rape	0	44	0	110	0	88	0	29
22.	Sexual assaults	0	10	0	39	0	34	0	12
TOTAL		0	82	4	452	1	292	0	109
Prostitution Offences									
23.	Loitering or soliciting for the purpose of prostitution	0	0	1	1	0	1	0	0
TOTAL		0	0	1	1	0	1	0	0
Offences against the Person									
24.	Acts intended to cause grievous harm	0	0	6	44	8	32	0	5
25.	Assault causing actual bodily harm	5	21	195	1,504	118	959	21	143
26.	Attempted infanticide	0	0	1	0	0	0	0	0
27.	Attempted murder	0	0	2	3	0	4	0	2
28.	Common assault	1	13	26	217	30	169	5	26
29.	Dealing in poisonous substances in negligent manner	0	0	0	0	0	1	0	0
30.	Grievous harm	0	0	3	15	3	13	0	1
31.	Incitement	0	0	0	0	0	0	0	1
32.	Kidnapping	0	0	0	0	0	1	0	0
33.	Kidnapping or abducting with intent to confine person	0	0	0	1	0	0	0	0
34.	Manslaughter	0	0	0	0	0	1	0	0
35.	Manslaughter arising from a breach of duty	0	0	0	0	1	1	0	0
36.	Murder	0	1	0	8	0	4	1	1
37.	Other negligent acts causing harm	0	0	0	1	0	0	0	0
38.	Reckless or negligent acts	0	0	0	2	0	3	0	2
39.	Serious assaults	0	14	16	323	4	87	0	12
40.	Unlawful wounding	0	0	7	11	4	8	0	5
41.	Wrongful confinement	0	0	1	4	0	6	0	1
TOTAL		6	49	257	2,133	168	1,289	27	199
Offences against the Property									
42.	Aggravated burglary	0	37	1	93	0	8	0	0
43.	Aggravated robbery	0	25	2	63	0	10	0	0

44.	Attempted aggravated burglary	0	0	0	2	0	0	0	0
45.	Attempted aggravated robbery	0	0	1	0	0	0	0	0
46.	Attempted burglary	0	4	0	12	0	0	0	0
47.	Attempted robbery	0	0	0	2	0	0	0	0
48.	Attempted theft	0	0	0	6	0	3	0	0
49.	Burglary	0	52	4	301	0	42	1	1
50.	Going equipped for theft or a property offence	0	0	0	2	0	1	0	0
51.	Making off without payment	0	1	0	4	0	2	0	0
52.	Receiving	0	0	2	10	2	4	0	4
53.	Robbery	0	8	2	51	0	5	0	0
54.	Sacrilege	0	0	0	7	0	0	0	0
55.	Theft	8	199	217	1,350	50	474	2	21
56.	Theft of Motor Vehicle	0	1	1	11	0	1	0	0
	TOTAL	8	327	230	1,914	52	550	3	26
	Fraudulent Conduct								
57.	Conversion	0	0	0	1	0	2	0	0
58.	Conversion by a trustee	0	0	0	0	1	0	0	1
59.	False or misleading documents	0	0	0	1	0	0	0	2
60.	False or misleading statements in applications	0	0	0	0	0	0	0	2
61.	False statements in applications	0	0	0	0	0	0	0	2
62.	General dishonesty - Causing a loss	0	0	40	33	38	31	0	1
63.	General dishonesty - Obtaining a gain	0	0	0	1	0	1	0	0
64.	Obtaining a financial advantage by deception	0	0	12	118	0	28	0	6
65.	Obtaining goods by false pretences	0	0	0	1	0	0	0	0
66.	Obtaining money by false pretences	0	0	0	2	0	0	0	0
67.	Obtaining property by deception	0	0	37	54	27	57	0	1
68.	Personation in general	0	0	1	8	0	4	0	0
	TOTAL	0	0	90	219	66	123	0	15
	Other Miscellaneous Offences								
69.	Accessories after the facts	0	0	0	1	0	0	0	0
70.	Arson	0	0	0	5	0	7	0	0
71.	Attempted damaging property	0	0	0	1	0	0	0	0
72.	Attempts to commit arson	0	0	1	4	0	2	1	0
73.	Common nuisance	0	2	10	148	4	68	1	9
74.	Criminal intimidation	0	21	25	350	18	242	3	61
75.	Criminal trespass	1	23	18	337	10	133	2	13
76.	Injuring animals	0	3	0	13	0	8	0	1
77.	Damaging Property	1	56	26	416	19	131	1	15

78.	Setting fire to crops and growing plants	0	1	0	1	0	0	0	0
79.	Traffic in obscene publications	0	0	0	0	0	2	0	0
80.	Wearing of uniform without lawful authority	0	0	0	1	0	0	0	0
	TOTAL	2	106	80	1,277	51	593	8	99
	Offences from Other Acts								
81.	Absconding bail conditions	0	0	0	1	0	0	0	0
82.	Breach of bail conditions	0	0	0	16	0	4	0	0
83.	Breach of DVRO	0	0	17	96	20	115	4	21
84.	Breach of suspended sentence order	0	0	0	25	0	9	0	0
85.	Causing harm by posting electronic communication	0	0	0	1	0	2	0	0
86.	Contraband items	0	0	1	0	0	0	0	0
87.	Disorderly conduct in the police station	0	0	0	1	0	1	0	0
88.	Drunk and disorderly	0	0	0	3	0	0	0	0
89.	Failure to comply with orders	38	191	345	2,671	77	764	8	89
90.	Failure to declare arms & ammunition	0	0	0	0	0	3	0	0
91.	False representation in order to obtain a benefit	0	0	0	2	1	5	1	1
92.	Found in possession of explosives	0	0	0	2	0	1	0	1
93.	Import licences	0	0	0	0	0	3	0	0
94.	Malicious act	0	14	1	47	5	15	0	6
95.	Possession of arms and ammunitions without license	0	0	0	0	0	3	0	0
96.	Posting an intimate visual recording	0	0	0	0	0	1	0	0
97.	Power to take fingerprints etc	0	0	0	1	0	0	0	0
98.	Restriction on the use of the title "university"	0	0	0	0	0	1	0	0
99.	Threats and false statements respecting airports	0	0	1	0	0	0	0	0
100.	Throwing object	0	14	1	41	0	4	0	0
101.	Unlawful cultivation of illicit drugs	0	3	2	105	1	59	2	4
102.	Unlawful importation of illicit drugs	0	0	0	3	0	4	0	0
103.	Unlawful possession of illicit drugs	0	16	33	559	12	239	1	18
104.	Unlawful Procession	0	14	1	40	0	4	0	0
105.	Unlawful supply of illicit drugs	0	1	0	0	0	0	0	0
	TOTAL	38	253	402	3,614	116	1,237	16	140
	Grand Total	57	888	1,087	9,797	461	4,209	54	662

The table above shows the categorization of the offenders by gender and age groups (Juvenile, 18 - 35 years, 36 - 55 years and 56 years & over) for the year 2021. The table provides the number of male and female offenders in each age group and their respective criminal offences.

Among the Juvenile offenders, there were 888 males and 57 females. In the 18-35 age group, the number of male offenders was 9,797, while there were 1,087 female offenders. For the 36-55 age group, there were 4,209 male offenders and 461 female offenders. Lastly, in the 56 years and older age group, there were 662 male offenders and 54 female offenders.

12.5 Offenders by Ethnicity

Table 51.0 Offenders by Ethnicity (2020 & 2021)

S/ No.	Offenders by Ethnic group	2020				2021			
	Criminal Offences	i-Taukei	Fijians of Indian descent	Fijians of Other descent	Total	i-Taukei	Fijians of Indian descent	Fijians of Other descent	Total
Offences against the International Order									
1.	Offence of domestic trafficking in person	1	0	0	1	0	0	0	0
2.	Offence of trafficking in persons	1	0	0	1	0	0	0	0
	TOTAL	2	0	0	2	0	0	0	0
Offences against the Administration of Lawful Authority									
3.	Abuse of office	3	1	0	4	8	4	0	12
4.	Bribery	0	0	0	0	6	7	0	13
5.	Bribery of public officials	11	12	0	23	7	8	0	15
6.	Conspiracy to defeat justice and interference with witnesses	7	0	0	7	5	1	0	6
7.	Destroying evidence	2	1	0	3	1	0	0	1
8.	Disobedience of lawful orders	83	20	3	106	112	7	0	119
9.	Escape from lawful custody	61	7	2	70	58	12	1	71
10.	False certificate by public officers	0	0	0	0	1	0	0	1
11.	False information to public servant	133	45	3	181	74	22	3	99
12.	False statements on oath	6	2	0	8	0	0	0	0
13.	False statutory declaration without oath	0	1	0	1	0	0	0	0
14.	Falsification of documents	77	260	0	337	1	61	0	62
15.	Forgery	2	10	1	13	72	24	0	96
16.	Giving information derived from false or misleading documents	0	1	0	1	0	0	0	0
17.	Personating public officers	5	8	0	13	0	0	0	0
18.	Possession of forged document	1	0	0	1	0	2	0	2
19.	Receiving a bribe	1	0	0	1	0	0	0	0
20.	Receiving a corrupt benefit	2	0	0	2	0	0	0	0
21.	Using forged document	7	8	0	15	2	3	0	5
22.	Uttering and possession with intent to utter counterfeit coin or note	1	9	0	10	0	0	0	0
	TOTAL	402	385	9	796	341	144	4	489

Sexual Offences									
23.	Abduction of person under 18 years of age with intent to have carnal knowledge	62	35	2	99	57	23	2	82
24.	Aiding to commit rape	0	10	0	10	0	0	0	0
25.	Assault with intent to commit rape	1	0	0	1	2	0	0	2
26.	Attempt to commit rape	17	3	1	21	11	4	3	18
27.	Defilement of intellectually impaired persons	0	0	0	0	1	0	0	1
28.	Defilement of young persons between 13 and 16 years of age	83	17	0	100	101	60	2	163
29.	Householder permitting defilement of a person under 16 years of age on premises	1	0	0	1	0	0	0	0
30.	Incest	2	0	0	2	0	0	0	0
31.	Indecent assault	110	54	7	171	129	39	8	176
32.	Indecently insulting or annoying any person	85	65	6	156	80	46	6	132
33.	Rape	253	91	11	355	216	36	19	271
34.	Sexual assaults	97	43	8	148	75	16	4	95
	Total	711	318	35	1,064	672	224	44	940
Prostitution Offences									
35.	Buying minors under the age of 18 yrs for immoral purposes	1	0	0	1	0	0	0	0
36.	Loitering or soliciting for the purpose of prostitution	41	1	0	42	3	0	0	3
	TOTAL	42	1	0	43	3	0	0	3
Offences against the Person									
37.	Acts intended to cause grievous harm	95	26	4	125	80	12	3	95
38.	Aiding and abetting acts intended to cause grievous harm	1	2	0	3	0	0	0	0
39.	Assault causing actual bodily harm	2,069	843	107	3,019	2,165	741	60	2,966
40.	Attempted infanticide	0	0	0	0	0	1	0	1
41.	Attempted murder	6	9	0	15	7	3	1	11
42.	Common assault	340	171	22	533	291	186	10	487
43.	Dealing in poisonous substances in negligent manner	0	0	0	0	0	1	0	1
44.	Failure to supply necessities	1	0	0	1	0	0	0	0
45.	Grievous harm	34	8	2	44	27	8	0	35
46.	Incitement	0	0	0	0	1	0	0	1
47.	Kidnapping	0	0	0	0	1	0	0	1

48.	Kidnapping or abducting with intent to confine person	0	0	0	0	0	1	0	1
49.	Manslaughter	2	1	0	3	1	0	0	1
50.	Manslaughter arising from a breach of duty	1	2	0	3	2	0	0	2
51.	Murder	14	15	2	31	9	6	0	15
52.	Other negligent acts causing harm	0	0	0	0	1	0	0	1
53.	Reckless or negligent acts	4	4	1	9	3	4	0	7
54.	Serious assaults	400	85	20	505	397	48	11	456
55.	Unlawful wounding	14	6	1	21	23	11	1	35
56.	Wrongful confinement	7	6	0	13	6	6	0	12
	TOTAL	2,988	1,178	159	4,325	3,014	1,028	86	4,128
Offences against the Property									
57.	Aggravated burglary	108	6	2	116	122	11	6	139
58.	Aggravated robbery	88	6	1	95	93	6	1	100
59.	Attempted aggravated burglary	0	0	0	0	2	0	0	2
60.	Attempted aggravated robbery	3	1	0	4	1	0	0	1
61.	Attempted burglary	6	8	0	14	16	0	0	16
62.	Attempted robbery	4	0	0	4	2	0	0	2
63.	Attempted theft	4	0	0	4	8	1	0	9
64.	Burglary	396	37	9	442	365	26	10	401
65.	Going equipped for theft or a property offence	3	0	0	3	3	0	0	3
66.	Making off without payment	23	0	2	25	5	1	1	7
67.	Receiving	11	25	2	38	12	10	0	22
68.	Robbery	58	2	0	60	61	4	1	66
69.	Sacrilege	5	2	0	7	6	1	0	7
70.	Theft	3,606	1,130	72	4,808	1,692	584	45	2,321
71.	Theft of Motor Vehicle	23	2	1	26	14	0	0	14
	Total	4,338	1,219	89	5,646	2,402	644	64	3,110
Fraudulent Conduct									
72.	Attempt to obtain a financial advantage by deception	0	2	0	2	0	0	0	0
73.	Conspiracy to defraud - Causing a loss	2	0	0	2	0	0	0	0
74.	Conversion	25	142	0	167	2	1	0	3
75.	Conversion by a trustee	0	0	0	0	2	0	0	2
76.	False or misleading documents	5	1	0	6	1	2	0	3
77.	False or misleading information	0	1	1	2	0	0	0	0

78.	False or misleading statements in applications	1	0	0	1	0	2	0	2
79.	False statements in applications	0	0	0	0	0	2	0	2
80.	Fraudulent falsification of accounts	84	28	0	112	0	0	0	0
81.	General dishonesty - Causing a loss	14	48	0	62	97	46	0	143
82.	General dishonesty - Obtaining a gain	0	2	0	2	2	0	0	2
83.	Obtaining a financial advantage by deception	148	207	42	397	77	86	1	164
84.	Obtaining cash by false pretences	1	3	0	4	0	0	0	0
85.	Obtaining financial advantage	0	1	0	1	0	0	0	0
86.	Obtaining goods by false pretences	2	0	0	2	1	0	0	1
87.	Obtaining money by false pretences	0	0	0	0	0	2	0	2
88.	Obtaining property by deception	12	78	0	90	87	80	9	176
89.	Personation in general	5	3	0	8	8	5	0	13
	TOTAL	299	516	43	858	277	226	10	513
	Other Miscellaneous Offences								
90.	Accessories after the facts	0	0	0	0	0	1	0	1
91.	Arson	7	5	1	13	9	3	0	12
92.	Attempted damaging property	0	0	0	0	1	0	0	1
93.	Attempts to commit arson	1	1	0	2	8	0	0	8
94.	Common nuisance	167	14	10	191	204	34	4	242
95.	Criminal intimidation	360	195	24	589	465	235	20	720
96.	Criminal trespass	369	103	18	490	428	99	10	537
97.	Injuring animals	19	0	0	19	23	2	0	25
98.	Damaging Property	468	137	23	626	524	132	9	665
99.	Setting fire to crops and growing plants	1	0	0	1	2	0	0	2
100.	Traffic in obscene publications	1	2	0	3	2	0	0	2
101.	Wearing of uniform without lawful authority	3	1	0	4	1	0	0	1
	TOTAL	1,396	458	76	1,930	1,667	506	43	2,216
	Offences against Other Acts								
102.	Absconding bail conditions	2	0	0	2	0	1	0	1
103.	Administration of illicit drugs	1	0	0	1	0	0	0	0
104.	Breach of bail conditions	13	4	0	17	16	2	2	20
105.	Breach of DVRO	136	146	10	292	124	136	13	273
106.	Breach of suspended sentence order	6	2	1	9	28	4	2	34

107.	Causing harm by posting electronic communication	0	0	0	0	1	2	0	3
108.	Contraband items	0	0	0	0	1	0	0	1
109.	Disorderly conduct in the police station	8	6	1	15	2	0	0	2
110.	Drinking liquor in public place	3	0	0	3	0	0	0	0
111.	Drunk and disorderly	2	0	0	2	3	0	0	3
112.	Failure to comply with orders	5,044	646	251	5,940	3,682	429	72	4,183
113.	Failure to declare arms & ammunition	0	0	0	0	0	0	3	3
114.	False representation in order to obtain a benefit	4	1	0	5	7	2	1	10
115.	Found in possession of explosives	0	0	0	0	2	2	0	4
116.	Harboring a prisoner	2	0	0	2	0	0	0	0
117.	Import licences	0	0	0	0	0	0	3	3
118.	Incitement to violence and disobedience of the law	1	0	0	1	0	0	0	0
119.	Indecent language in public place	1	0	0	1	0	0	0	0
120.	Malicious act	10	1	2	13	88	0	0	88
121.	Money laundering	1	0	0	1	0	0	0	0
122.	Neglect to comply with direction of a medical officer	2	0	0	2	0	0	0	0
123.	Pornographic activities involving juvenile	2	0	0	2	0	0	0	0
124.	Possession of arms and ammunitions without license	0	0	0	0	0	0	3	3
125.	Posting an intimate visual recording	0	0	0	0	0	1	0	1
126.	Power to take fingerprints etc	0	0	0	0	1	0	0	1
127.	Proceeds of crime	31	0	0	31	0	0	0	0
128.	Restriction on the use of the title "university"	0	0	0	0	0	1	0	1
129.	Threats and false statements respecting airports	4	1	1	6	1	0	0	1
130.	Throwing object	0	0	0	0	60	0	0	60
131.	Unlawful cultivation of illicit drugs	125	10	5	140	149	25	2	176
132.	Unlawful entry of prohibited articles	0	2	0	2	0	0	0	0
133.	Unlawful importation of illicit drugs	0	1	0	1	3	4	0	7
134.	Unlawful possession of illicit drugs	997	352	53	1,402	695	165	18	878
135.	Unlawful Procession	0	0	0	0	59	0	0	59
136.	Unlawful supply of illicit drugs	0	1	0	1	1	0	0	1

137.	Unlawful transportation of illicit drugs	8	0	0	8	0	0	0	0
138.	Unruly passenger	1	1	0	2	0	0	0	0
139.	Usage of illicit drugs	1	0	0	1	0	0	0	0
140.	Using abusive language in public place	0	1	0	1	0	0	0	0
	Total	6,405	1,175	324	7,903	4,923	774	119	5,816
	Grand Total	16,583	5,250	734	22,567	13,299	3,546	370	17,215

The above table shows the comparison of the offenders' ethnicity distribution for the years 2020 & 2021. The offenders' ethnic group distribution in 2021 is as follows: the majority of offenders, about 77% of the total, were iTaukei. Fijians of Indian descent comprised 21% of the offender population, showing a slight increase compared to the previous year. On the other hand, Fijians of other descents constituted a smaller portion, at only 2% of all offenders.

12.6 Unemployed Offenders (UE) Comparison

Table 52.0 Offenders Unemployed (UE) Comparison (2020 & 2021)

	Year	2020			2021		
S/ No.	Major Category of Offences	Total Offenders	UE Offenders	% of UE Offenders	Total Offenders	UE Offenders	% of UE Offenders
i.	Offences against the International Order	2	0	0%	0	0	Not Calc
ii.	Offences against the Administration of Lawful Authority	796	364	46%	489	177	36%
iii.	Sexual Offences	1,064	162	15%	940	169	18%
iv.	Prostitution Offences	43	31	72%	3	1	33%
v.	Offences against the Person	4,325	816	19%	4,128	845	20%
vi.	Offences against the Property	5,646	2,960	52%	3,110	1,289	41%
vii.	Fraudulent Conduct	858	234	27%	513	348	68%
viii.	Other Miscellaneous Offences	1,930	431	22%	2,216	588	27%
ix.	Offences against Other Acts	7,903	2,150	27%	5,816	2,184	38%
	Grand Total	22,567	7,144	32%	17,215	5,601	33%

Table 52.0 presents a comparison of unemployed offenders in Fiji for the years 2020 and 2021. In 2020, out of the total number of offenders, 32% were unemployed, while in 2021, this percentage slightly increased to 33%. In the year 2021, the category with the highest percentage of unemployed offenders was "Fraudulent Offences," where 68% of offenders were unemployed. This was followed by "Offences against the Property" with 41% unemployed offenders, and "Offences against Other Acts" with 38% unemployed offenders.

12.7 Offenders Associated With Liquor (AWL) Comparison

Table 53.0 Offenders Associated With Liquor (AWL) Comparison (2020 & 2021)

	Year	2020			2021		
S/No.	Major Category of Offences	Total Offenders	AWL Offenders	% of AWL Offenders	Total Offenders	AWL Offenders	% Of AWL Offenders
i.	Offences against the International Order	2	0	0%	0	0	Not Calc

ii.	Offences against the Administration of Lawful Authority	796	14	2%	489	25	5%
iii.	Sexual Offences	1,064	26	2%	940	25	3%
iv.	Prostitution Offences	43	0	0%	3	0	0%
v.	Offences against the Person	4,326	206	5%	4,128	272	7%
vi.	Offences against the Property	5,646	11	0%	3,110	12	0%
vii.	Fraudulent Conduct	858	0	0%	513	0	0%
viii.	Other Miscellaneous Offences	1,930	227	12%	2,216	231	10%
ix.	Offences against Other Acts	7,903	1,245	16%	5,813	1,775	31%
Grand Total		22,567	1,729	8%	17,215	2,340	14%

The above table shows the offenders under the influence of alcohol for the years 2020 and 2021. In 2020, the criminal offences that involved offenders under the influence of alcohol or intoxication are Failure to Comply with Orders, Serious Assault, Assault Causing Actual Bodily Harm, Common Assault, Common Nuisance and Criminal Intimidation, Damaging Property and Criminal Trespass.

The year 2021 recorded 2,340 offenders under the influence of alcohol while the year 2020 recorded 1,729 offenders under the influence of alcohol.

In 2021, the categories with the highest percentages of AWL offenders were "Offences against Other Acts," with 31% of offenders under the influence of alcohol, followed by "Other Miscellaneous Offences" with 10% AWL offenders and "Offences against the Person" with 7% AWL offenders.

JUVENILES

12.8 Juvenile Offenders

Table 54.0 Juvenile Offenders by Offence (2020 & 2021)

Year		2020				2021			
S/ No.	Juvenile Offenders	i- Taukei	Fiji- ans of Indian descent	Fijians of Other descent	Total	i- Taukei	Fiji- ans of Indian descent	Fijians of Other descent	Total
Offences against the Administration of Lawful Authority									
1.	Disobedience of lawful orders	2	1	0	3	28	0	0	28
2.	Escape from lawful custody	34	0	2	36	32	8	1	41
3.	False information to public servant	15	1	1	17	5	0	0	5
Total		51	2	3	56	65	8	1	74
Sexual Offences									
4.	Abduction of person under 18 years of age with intent to have carnal knowledge	3	0	0	3	1	1	S/no 1	3
5.	Assault with intent to commit rape	0	0	0	0	1	0	0	1
6.	Attempt to commit rape	2	0	0	2	1	1	0	2
7.	Defilement of young persons between 13 and 16 years of age	15	0	0	15	5	2	0	7

8.	Incest	2	0	0	2	0	0	0	0
9.	Indecent assault	13	0	0	13	8	0	3	11
10.	Indecently insulting or annoying any person	3	0	0	3	4	0	0	4
11.	Rape	31	1	0	32	40	3	1	44
12.	Sexual assaults	26	0	0	26	9	1	0	10
	Total	95	1	0	96	69	8	5	82
	Prostitution Offences								
13.	Loitering or soliciting for the purpose of prostitution	1	0	0	1	0	0	0	0
	Total	1	0	0	1	0	0	0	0
	Offences against the Person								
14.	Acts intended to cause grievous harm	3	1	0	4	0	0	0	0
15.	Assault causing actual bodily harm	49	10	5	65	18	8	0	26
16.	Attempted murder	1	0	0	1	0	0	0	0
17.	Common assault	2	2	1	5	14	0	0	14
18.	Manslaughter	1	0	0	1	0	0	0	0
19.	Murder	0	1	0	1	1	0	0	1
20.	Serious assaults	11	1	0	12	14	0	0	14
	Total	334	25	12	372	320	11	4	335
	Offences against the Property								
21.	Aggravated burglary	16	0	0	16	34	2	1	37
22.	Aggravated robbery	12	0	0	12	24	1	0	25
23.	Attempted burglary	1	0	0	1	4	0	0	4
24.	Burglary	67	8	3	79	50	2	0	52
25.	Making off without payment	2	0	1	3	1	0	0	1
26.	Receiving	2	0	0	2	0	0	0	0
27.	Robbery	11	0	0	11	8	0	0	8
28.	Sacrilege	3	0	0	3	0	0	0	0
29.	Theft	219	17	8	244	198	6	3	207
30.	Theft of Motor Vehicle	1	0	0	1	1	0	0	1
	Total	67	15	6	68	47	8	0	55
	Other Miscellaneous Offences								
33.	Attempts to commit arson	1	0	0	1	0	0	0	0
34.	Common nuisance	0	1	1	2	2	0	0	2
35.	Criminal intimidation	5	1	0	6	19	2	0	21
36.	Criminal trespass	23	1	0	25	19	5	0	24
37.	Injuring animals	1	0	0	1	3	0	0	3
38.	Damaging Property	14	3	2	19	48	9	0	57

39.	Setting fire to crops and growing plants	0	0	0	0	1	0	0	1
40.	Traffic in obscene publications	1	0	0	1	0	0	0	0
41.	Wearing of uniform without lawful authority	1	0	0	1	0	0	0	0
	Total	47	6	3	56	92	16	0	108
	Grand Total	1,179	71	41	1,303	867	65	13	945
42.	Offences against Other Acts	585	22	28	635	275	13	3	291
43.	Breach of bail conditions	4	0	0	4	0	0	0	0
44.	Breach of DVRO	1	1	0	2	0	0	0	0
45.	Failure to comply with orders	555	18	27	598	213	13	3	229
46.	Malicious act	0	0	0	0	14	0	0	14
47.	Throwing object	0	0	0	0	14	0	0	14
48.	Unlawful cultivation of illicit drugs	0	0	0	0	3	0	0	3
49.	Unlawful possession of illicit drugs	25	3	1	29	16	0	0	16
50.	Unlawful Procession	0	0	0	0	14	0	0	14
51.	Unlawful supply of illicit drugs	0	0	0	0	1	0	0	1
	Total	47	6	3	56	92	16	0	108
	Grand Total	1,179	71	41	1,303	867	65	13	945

Table 54.0 presents the statistics on juvenile offenders for the years 2020 and 2021. Juvenile offenders are individuals under the age of 18 who have been involved in criminal activities. The table categorizes the offenders by their ethnic background, distinguishing between the i-Taukei (indigenous Fijians), Fijians of Indian descent, and Fijians of Other descent.

In 2020, there were a total of 1,303 juvenile offenders, while in 2021, the number decreased to 945. Within the major categories of offenses, we can examine the specific types of crimes committed by juvenile offenders. In the year 2020, there were a total of 1,179 i-Taukei juvenile offenders, 71 Fijians of Indian descent, and 41 Fijians of other descent. And in the year 2021, the numbers decreased to 867 i-Taukei juvenile offenders, 65 Fijians of Indian descent, and 13 Fijians of other descent.

12.9 Juvenile Offenders by Division and Stations

Table 55.0 Juvenile Offenders by Division & Stations (2020 & 2021)

S/no.	Divisions & Stations	2020	2021	% Change
1.	Totogo	24	9	-63%
	Central Division Subtotal	24	9	-63%
1.	Navua	48	29	-40%
2.	Vanuabalavu	2	0	-100%
3.	Kadavu	0	5	Not Calc
4.	Lami	81	69	-15%
5.	Nasinu	65	81	25%
6.	Lakeba	2	0	-100%
7.	Nabua	65	115	77%
8.	Raiwaqa	68	81	19%
9.	Samabula	91	71	-22%
10.	Rotuma	0	0	Not Calc

11.	Valelevu	192	86	-55%
	Southern Division Subtotal	614	537	-13%
1.	Border	0	7	Not Calc
2.	Namaka	19	37	95%
3.	Ba	26	33	27%
4.	Nalawa	6	5	-17%
6.	Lautoka	101	86	-14%
7.	Nadi	18	38	111%
8.	Sabeto	15	4	-73%
9.	Rakiraki	15	17	13%
10.	Sigatoka	35	10	-71%
11.	Tavua	40	14	-65%
12.	Vatukoula	17	3	-82%
	Western Division Subtotal	295	255	-13%
1.	Nausori	93	26	-73%
2.	Nakasi	164	28	-83%
3.	Korovou	14	17	21%
4.	Levuka	15	10	-33%
5.	Vunidawa	6	8	33%
	Eastern Division Subtotal	292	89	-70%
1.	Taveuni	6	10	67%
2.	Labasa	21	16	-24%
3.	Nabouwalu	7	4	-43%
4.	Seaqaqa	12	3	-75%
5.	Savusavu	28	16	-43%
6.	Tukavesi	4	6	50%
	Northern Division Subtotal	78	55	-29%
	Grand Total	1,303	945	-27%

Tabulated above are the juvenile offenders by division for the years 2020 & 2021. The year 2021 recorded 945 juvenile offenders whilst the year 2020 recorded 1,303 juvenile offenders.

13.0 OTHER STATISTICS

13.1 Drowning Cases in Fiji

Table 56.0 Drowning Cases in Fiji (2020 & 2021)

Category	Particulars	2020	2021
Age group	< 1 year old	3	0
	Toddler	4	5
	4 - 10	9	5
	11 - 17	11	4
	18 - 24	4	4
	25 - 31	4	1
	32 - 38	4	5
	39 - 45	1	0
	46 - 52	6	1
	53 - 59	1	3
	60 years & over	3	7
	Age Unknown	1	1
	Total	51	36
Ethnic group	i-Taukei	39	28
	Fijian of Indian descent	6	4
	Others	6	4
	Total	51	36
Gender	Male	41	28
	Female	10	8
	Total	51	36
Division	Central	2	0
	Southern	9	5
	Western	18	18
	Eastern	16	8
	Northern	8	6
	Total	51	36

Table 56.0 provides data on fatal drowning cases in Fiji for the years 2020 and 2021. A total of 51 drowning cases were recorded in 2020, while 36 cases were reported in 2021, indicating a 29% decrease in the number of incidents.

In 2020, the highest number of cases occurred in the 11 - 17 age group, with 11 reported incidents. Among the age groups, toddlers (1 - 3 years old) and individuals aged 4 - 10 years also accounted for the highest number of drowning cases.

In terms of ethnic distribution, the majority of drowning victims were from the i-Taukei ethnic group, comprising 77% of the total cases in 2020 and 78% in 2021. Fijians of Indian descent accounted for 11% of the cases in both years, while individuals from other ethnic groups represented 11% of the cases in both years.

Gender-wise, males constituted the majority of drowning victims, accounting for 80% of the cases in 2020 and 78% in 2021. Females accounted for 20% of the cases in 2020 and 22% in 2021.

Divisionally, the Western division recorded the highest number of drowning cases in both 2020 and 2021, with 18 cases in each year. The Eastern division had the second-highest number of cases, with 14 reported incidents in 2020 and 8 in 2021. The Southern division recorded 9 cases in 2020 and 5 cases in 2021, while the Northern division had 8 cases in 2020 and 5 cases in 2021. The Central division had the lowest number of cases, with 2 reported incidents in 2020 and none in 2021.

13.2 Suicide and Attempted Suicide Statistics

13.2.1 Suicide & Attempted Suicide Cases by Division (2020 & 2021)

Table 57.0 Suicide & Attempted Suicide Cases by Division (2020 & 2021)

Division	2020			2021		
	Suicide	Att/Suicide	Total	Suicide	Att/Suicide	Total
Central	3	1	4	2	1	3
South	19	11	30	21	15	36
West	40	65	105	29	67	96
East	17	16	33	9	18	27
North	15	15	30	11	12	23
Total	94	108	202	72	113	185

Table 57.0 presents data on suicide and attempted suicide cases by division in Fiji for the years 2020 and 2021. The division with the highest number of suicide and attempted suicide cases in 2020 was the Western division, reporting 40 suicides and 65 attempted suicides. The Southern division had the second-highest number of cases, with 19 suicides and 11 attempted suicides. The Northern division recorded 15 suicides and 15 attempted suicides, while the Eastern division registered 17 suicides and 16 attempted suicides. The Central division had the lowest number of cases, with 3 suicides and 1 attempted suicide reported.

In 2021, the Western division continued to have a high number of cases, with 29 suicides and 67 attempted suicides. The Southern division saw an increase in cases, with 21 suicides and 15 attempted suicides. The Northern division reported 11 suicides and 12 attempted suicides, while the Eastern division recorded 9 suicides and 18 attempted suicides. The Central division had 2 suicides and 1 attempted suicide in 2021.

Overall, a total of 94 suicides and 108 attempted suicides were recorded in 2020, while in 2021, there were 72 suicides and 113 attempted suicides across all divisions.

13.3.2 Suicide & Attempted Suicide Cases by Ethnic group (2020 & 2021)

Table 58.0 Suicide & Attempted Suicide Cases by Ethnic group (2020 & 2021)

Year	Ethnic group	Hanging		Paraquat		Other Chemicals		Tablet		Injury		Burns		Others		Total		
		S	AS	S	AS	S	AS	S	AS	S	AS	S	AS	S	AS	S	AS	Total
2020	i-Taukei	19	1	1	1	0	10	0	3	0	0	1	0	0	0	21	15	36
	Fijians of Indian descent	49	3	9	4	9	61	0	21	0	1	5	2	0	0	72	92	164
	Fijians of Other descent	1	0	0	0	0	0	0	1	0	0	0	0	0	0	1	1	2
	Total	69	4	10	5	9	71	0	25	0	1	6	2	0	0	94	108	202
2021	i-Taukei	19	2	0	1	0	11	0	2	0	1	0	2	0	0	19	19	38
	Fijians of Indian descent	45	6	2	2	3	68	0	15	0	0	0	3	0	0	50	94	144
	Fijians of Other descent	2	0	0	0	0	0	0	0	0	0	0	0	1	0	3	0	3
	Total	66	8	2	3	3	79	0	17	0	1	0	5	1	0	72	113	185

Key: S – Suicide and A/S – Attempted Suicide

Table 58.0 provides data on suicide and attempted suicide cases categorized by ethnicity (i-Taukei, Fijians of Indian descent, and Fijians of Other descent) for the years 2020 and 2021. The table includes seven classifications of methods used in these cases: hanging, paraquat, other chemicals, tablets, injury, burns, and others. The data highlights that hanging was the most common method of suicide, while the use of other chemicals was more prevalent in attempted suicide cases.

13.3.3 Suicide & Attempted Suicide Cases by Gender

Table 56.0 Suicide & Attempted Suicide Cases by Gender (2022 & 2021)

Year	Grade	Hanging		Paraquat		Other Chemicals		Tablet		Injury		Burns		Others		Total		
		S	AS	S	AS	S	AS	S	AS	S	AS	S	AS	S	AS	S	AS	Total
2020	Female	15	1	3	0	4	33	0	13	0	0	4	1	0	0	26	48	74
	Male	54	3	7	5	5	38	0	12	0	1	2	1	0	0	68	60	128
	Total	69	4	10	5	9	71	0	25	0	1	6	2	0	0	94	108	202
2021	Female	14	2	0	1	1	29	0	11	0	0	0	3	0	0	15	46	61
	Male	52	6	2	2	2	50	0	6	0	1	0	2	1	0	57	67	124
	Total	66	8	2	3	3	79	0	17	0	1	0	5	1	0	72	113	185

The table above shows the seven classifications (namely hanging, paraquat, other chemicals, tablets, injury, burns and others) under the suicide and attempted suicide category for the years 2020 & 2021 by gender.

13.3.4 Suicide & Attempted Suicide Cases by Age Group

Table 57.0 Suicide & Attempted Suicide Cases by Age Group (2020 & 2021)

Year	Age group	Hanging		Paraquat		Other Chemicals		Tablet		Injury		Burns		Others		Total		
		S	AS	S	AS	S	AS	S	AS	S	AS	S	AS	S	AS	S	AS	Total
2020	12 & Below	3	0	0	0	0	2	0	0	0	0	0	0	0	0	3	2	5
	13 - 17	4	1	0	0	1	10	0	3	0	0	1	0	0	0	6	14	20
	18 - 24	13	0	1	1	0	23	0	9	0	0	1	0	0	0	15	33	48
	25 - 31	7	1	2	1	2	11	0	7	0	0	2	0	0	0	13	20	33
	32 - 38	9	0	0	1	0	10	0	1	0	1	2	1	0	0	11	14	25
	39 - 45	5	1	1	1	2	5	0	3	0	0	0	1	0	0	8	11	19
	46 - 52	7	0	2	1	2	2	0	0	0	0	0	0	0	0	11	3	14
	53 - 59	5	1	1	0	1	3	0	2	0	0	0	0	0	0	7	6	13
	60 & Over	13	0	3	0	1	4	0	0	0	0	0	0	0	0	17	4	21
	Age Unknown	3	0	0	0	0	1	0	0	0	0	0	0	0	0	3	1	4
	Total	69	4	10	5	9	71	0	25	0	1	6	2	0	0	94	108	202
2021	12 & Below	2	1	0	0	0	0	0	1	0	0	0	0	0	0	2	2	4
	13 - 17	3	1	0	0	0	12	0	6	0	0	0	0	0	0	3	19	22
	18 - 24	14	1	0	1	0	17	0	2	0	0	0	2	0	0	14	23	37
	25 - 31	10	1	0	0	0	15	0	5	0	1	0	1	0	0	10	23	33
	32 - 38	6	2	0	1	1	14	0	1	0	0	0	0	0	0	7	18	25
	39 - 45	10	0	1	0	1	8	0	1	0	0	0	0	0	0	12	9	21

46 - 52	5	1	1	0	0	7	0	0	0	0	0	2	0	0	6	10	16
53 - 59	5	0	0	0	0	0	0	0	0	0	0	0	1	0	6	0	6
60 & Over	11	0	0	1	1	6	0	0	0	0	0	0	0	0	12	7	19
Age Unknown	0	1	0	0	0	0	0	1	0	0	0	0	0	0	0	2	2
Total	66	8	2	3	3	79	0	17	0	1	0	5	1	0	72	113	185

The above table shows the seven classifications (namely hanging, paraquat, other chemicals, tablets, injury, burns and others) under the suicide and attempted suicide category for the years 2020 & 2021 by age groups (5 years and below, 6 - 12 years, 13 - 17 years, 18 - 24 years, 25 - 31 years, 32 - 38 years, 39 - 45 years, 46 - 52 years, 53 - 59 years, 60 & Older and Age Unknown1).

[Age Unknown - There can be several reasons why the age of suicide victims may be unknown or difficult to determine. Some possible reasons are: Lack of identification, Decomposition and Unreported or unknown cases.]

***Direct any queries or questions to:
Directorate of Strategic Planning, Policy, Research & Development and Crime Statistics
Fiji Police Headquarters
Level 1 Vinod Patel Bldg
4 ½ Mile Kings Rd., Laucala Beach Estate
Nasinu-Fiji
Ph. + (679) 3348 158
Email: fpfplans@gmail.com/ fpfstats@gmail.com***

